

GOVERNMENT OF KERALA

Bureau of Public Enterprises

**A REVIEW OF
PUBLIC ENTERPRISES IN KERALA
2004-2005**

Compiled and Edited by

CENTRE FOR MANAGEMENT DEVELOPMENT

THIRUVANANTHAPURAM - 695 014

JANUARY 2006

PREFACE

This is the twenty fifth annual Review of State Level Public Enterprises (SLPEs), presented by the Bureau of Public Enterprises, Government of Kerala. The Review covers 113 enterprises, including nine enterprises closed in the past.

Thirty five enterprises have provided audited figures for the review. Provisional data have been used for analysis in the case of other enterprises.

Thirty eight enterprises have reported profits for the year under review. Three enterprises, which had incurred losses during the previous year, have earned profits and five enterprises, which made profits during the previous year, have incurred losses during 2004-05.

Sectoral analyses indicate that the performance of enterprises under the Development & Infrastructural Agencies, Plantation & Agro Based Units and Wood Based Industries has improved during the year, earning increased profits. Also, the net losses have come down in the Textiles and Traditional Industries sectors.

The Bureau of Public Enterprises functions as the secretariat of the Public Enterprises Board, helping government in policy formulation, investment decisions and personnel & labour management of public enterprises. This review was compiled and produced with the help of Centre for Management Development, Thiruvananthapuram, for the eighteenth consecutive year. The Bureau places on record its gratitude to all enterprises for having provided the requisite data for this review and to the faculty and staff of Centre for Management Development for having prepared this review on time.

I hope this publication is of value to the Government, SLPEs, Academic Community, Workers and Public.

T. Balakrishnan
Principal Secretary
Industries & Commerce Department and
Bureau of Public Enterprises
Government of Kerala

Thiruvananthapuram
January 31, 2006

CONTENTS

	<i>Page No.</i>
PERFORMANCE HIGHLIGHTS	IX
SECTORAL ANALYSES	LIII

<i>Sl. No.</i>	<i>Name of Enterprise</i>
----------------	---------------------------

I DEVELOPMENT & INFRASTRUCTURAL AGENCIES

1	Kerala State Industrial Development Corporation (H)	1
2	Kerala State Industrial Enterprises Limited	4
3	Kerala Financial Corporation (S)	7
4	Kerala Tourism Development Corporation Limited	10
5	Kerala Urban & Rural Development Finance Corporation Limited	13
6	The Kerala Land Development Corporation Limited	16
7	Kerala Small Industries Development Corporation Limited	18
8	Kerala State Film Development Corporation Limited	22
9	Kerala State Warehousing Corporation (S)	24
10	The Kerala State Financial Enterprises Limited	27

11	Kerala Industrial Infrastructure Development Corporation (S)	30
12	Tourist Resorts (Kerala) Limited*	33
13	Bakel Resorts Development Corporation Limited	35
14	Kerala Transport Development Finance Corporation Limited	37
15	Kerala Power Finance Corporation Limited	40
16	Kerala Police Housing and Construction Corporation Limited	43
17	Roads & Bridges Development Corporation of Kerala Limited	45
II CERAMICS & REFRACTORIES		
18	Kerala Construction Components Limited	48
19	The Kerala Ceramics Limited	48
20	Kerala Clays & Ceramic Products Limited	51
III CHEMICAL INDUSTRIES		
21	The Kerala Minerals & Metals Limited	55
22	Kerala State Detergents & Chemicals Limited	58
23	Kerala State Drugs & Pharmaceuticals Limited	58
24	Kerala Soaps & Oils Limited	61
25	Kerala State Salicylates & Chemicals Limited	61
26	Malabar Cements Limited	62
27	The Pharmaceutical Corporation (IM) Kerala Limited	66
28	The Travancore Cements Limited	69
29	The Travancore-Cochin Chemicals Limited	72
30	Travancore Titanium Products Limited	76
31	Kerala State Mineral Development Corporation Limited	79
IV ELECTRICAL EQUIPMENT		
32	Kerala Electrical & Allied Engineering Company Limited	81
33	The Metropolitan Engineering Company Limited	85
34	United Electrical Industries Limited	85
35	Traco Cable Company Limited	89
36	Transformers and Electricals Kerala Limited	92
V ELECTRONICS		
37	Kerala State Electronics Development Corporation Limited (H)	96
38	Keltron Counters Limited*	100
39	Keltron Electro Ceramics Limited*	100
40	Keltron Crystals Limited*	104
41	Keltron Magnetics Limited*	108
42	Keltron Resistors Limited*	111
43	Keltron Power Devices Limited*	114
44	Keltron Rectifiers Limited*	114
45	Keltron Component Complex Limited*	115
VI ENGINEERING		
46	The Metal Industries Limited	118
47	Steel Complex Limited*	122
48	Kerala Agro Machinery Corporation Limited	125
49	Steel Industrials Kerala Limited (H)	129
50	Kerala State Construction Corporation Limited	133
51	Scooters Kerala Limited*	135
52	Astral Watches Limited	136
53	Kerala Automobiles Limited	136
54	Steel and Industrial Forgings Limited	139
55	Autokast Limited*	143
56	Kerala Hitech Industries Limited	147
VII PLANTATION & AGRO BASED UNITS		
57	The Kerala Agro Industries Corporation Limited	150
58	Kerala Forest Development Corporation Limited (H)	154
59	Kerala State Coconut Development Corporation Limited	157
60	Kerala Livestock Development Board Limited	157
61	Meat Products of India Limited	160
62	Oil Palm India Limited	164
63	The Plantation Corporation of Kerala Limited	167
64	Rehabilitation Plantations Limited	170

65	The State Farming Corporation of Kerala Limited (H)	174
66	Trivandrum Rubber Works Limited*	177
67	The Travancore Sugars & Chemicals Limited	181
68	Kerala State Horticultural Products Development Corporation Limited	184
69	Kerala State Poultry Development Corporation Limited	186
70	Kerala Feeds Limited	189
VIII TEXTILES		
71	Kerala Garments Limited*	193
72	Kerala State Textile Corporation Limited	196
73	Sitaram Textiles Limited	200
74	Trivandrum Spinning Mills Limited	203
IX WOOD BASED INDUSTRIES		
75	Forest Industries (Travancore) Limited	203
76	Kerala State Wood Industries Limited*	206
77	Travancore Plywood Industries Limited	209
X TRADITIONAL INDUSTRIES		
78	Foam Mattings (India) Limited	209
79	Handicrafts Development Corporation of Kerala Limited	212
80	Kerala State Bamboo Corporation Limited	215
81	Kerala State Handloom Development Corporation Limited(H)	219
82	The Kerala State Coir Corporation Limited	222
83	Kerala Khadi & Village Industries Board (S)	225
84	The Kerala State Cashew Development Corporation Limited	228
XI TRADING UNITS		
85	Kerala State Industrial Products Trading Corporation Limited	232
86	The Kerala State Civil Supplies Corporation Limited	235
87	Kerala State Beverages (M&M) Corporation Limited	238
XII WELFARE AGENCIES		
88	Kerala Artisans Development Corporation Limited	241
89	Kerala School Teachers & Non Teaching Staff Welfare Corporation Limited	243
90	Kerala State Development Corp. for Christian Converts from SC & RC Limited	245
91	The Kerala State Development Corporation for SC & ST Limited	247
92	The Kerala State Handicapped Persons' Welfare Corporation Limited	250
93	Kerala State Palmyrah Products Dev. & Workers' Welfare Corporation Limited	252
94	Kerala State Women's Development Corporation Limited	256
95	Kerala State Backward Classes Development Corporation Limited	258
96	Kerala State Ex-servicemen Development & Rehabilitation Corporation	260
XIII PUBLIC UTILITIES		
97	Kerala State Maritime Development Corporation Limited	262
98	Kerala Shipping & Inland Navigation Corporation Limited	264
99	Kerala State Electricity Board (S)	267
100	Kerala State Road Transport Corporation (S)	270
101	Kerala Water Authority (S)	273
102	Kerala State Housing Board (S)	275
XIV OTHERS		
103	Kerala State Rural Development Board (S)	278
104	Overseas Development & Employment Promotion Consultants Limited	278
105	The Kerala Premo Pipe Factory Limited	281
106	The Chalakudy Refractories Limited	281
107	Kerala Special Refractories Limited	281
108	Sidkel Televisions Limited*	281
109	Sideco Mohan Kerala Limited	281
110	Kerala State Engineering Works Limited	281
111	Kerala Inland Fisheries Development Corporation Limited	281
112	Kerala Fisheries Corporation Limited	281

DEFINITIONS OF THE TERMS USED AND MODE OF COMPUTATION OF RATIOS

(A) TERMS USED: EXPLANATION

(i) Networth	Paid up capital plus reserves & surplus minus [preliminary expenses, accumulated loss, miscellaneous expenditure not written off and intangible assets (as given in Balance Sheet)]
(ii) Capital Invested	Paid up capital plus long term borrowals
(iii) Capital Employed	Net fixed assets including capital work in progress plus working capital
(iv) Working Capital	Current assets including loans and advances minus current liabilities and provisions

(B) RATIOS: MODE OF COMPUTATION

(i) Debt-equity ratio	The ratio of long-term borrowals to paid up capital Formula - $\frac{\text{Long-term borrowals}}{\text{Paid up capital}}$
(ii) Current ratio	The ratio of current assets including loans and advances to current liabilities including provisions Formula - $\frac{\text{Current assets}}{\text{Current liabilities}}$
(iii) Receivables to sales (in months)	The ratio of Accounts Receivable (Debtors + Bills Receivable) to sales in terms of months Formula - $\frac{\text{Accounts Receivable} \times 12}{\text{Sales}}$
(iv) Stock of finished goods to sales (in months)	The ratio of stock of finished goods (excluding semi-finished goods) to sales in terms of months. Formula - $\frac{\text{Closing stock of finished goods} \times 12}{\text{Sales}}$
(v) Stock of raw materials to consumption (in months)	The ratio of stock of raw materials (excluding general stores & spares) to consumption in terms of months. Formula - $\frac{\text{Closing stock of raw materials} \times 12}{\text{Raw materials consumed}}$
(vi) Consumption to sales (%)	The ratio of raw materials consumed to sales expressed as a percentage on sales Formula - $\frac{\text{Raw materials consumed} \times 100}{\text{Sales}}$
(vii) Net profit to sales (%)	The ratio of net profit before tax and dividend to sales expressed as a percentage on sales Formula - $\frac{\text{Net Profit before tax and dividend} \times 100}{\text{Sales}}$
(viii) Return on investment (%)	The ratio of net profit before tax and dividend to capital employed Formula - $\frac{\text{Net profit before tax and dividend} \times 100}{\text{Capital Employed}}$ a) This has been shown as "Negative" when both numerator and denominator are negative.

- b) Negative number indicates either numerator or denominator is negative.

1.0 INTRODUCTION

This is the 25th annual review of State Level Public Enterprises (SLPEs) presented by the Bureau of Public Enterprises, Government of Kerala. There are 113 SLPEs, of which nine have been closed down in the past and the winding up process is under way. This review covers the details of the remaining 104 SLPEs for the three-year period 2002-03 to 2004-05.

- 1.1 The enterprises are grouped into 14 sectors depending on their field & type of activity, for the purpose of analysis and review. These sectors are shown below:

Table 1
Sector wise Classification of SLPEs

Sector No.	Sector	No. of SLPEs
1	Development & Infrastructural Agencies	17
2	Ceramics and Refractories	3
3	Chemical Industries	11
4	Electrical Equipment	5
5	Electronics	9
6	Engineering	11
7	Plantation & Agro Based Units	14
8	Textiles	4
9	Wood Based Industries	3
10	Traditional Industries	7
11	Trading Units	3
12	Welfare Agencies	9
13	Public Utilities	6
14	Others	2
Total		104

- 1.2 Seventy four of the 104 enterprises are fully owned by the Government of Kerala. The status of ownership of the enterprises is indicated in Annexure I. The details are summarised below.

Table 2
Status of Ownership of SLPEs

Sl. **No. of**

No.	Status of Ownership	SLPEs
1	Wholly owned by the Government of Kerala	74
2	Joint ownership of State & Central Governments	11
3	Joint ownership of Government of Kerala & Public	10
4	Joint ownership of Government of Kerala, Financial Institutions & Public	6
5	Joint ownership of Government of Kerala, Financial Institutions, Public & Foreign firms	2
6	Joint ownership of Government of Kerala and Urban Local Bodies	1
Total		104

1.3 The SLPEs are under the administrative control of different departments as indicated below. Annexure II provides the list of enterprises under each of the departments.

Table 3
Administrative Departments of the SLPEs

Sl. No.	Administrative Department	No. of SLPEs
1	Agriculture	14
2	Coastal Shipping & Inland Navigation	1
3	Cultural Affairs	1
4	Finance	1
5	Fisheries & Ports	1
6	Food, Civil Supplies & Consumer Affairs	1
7	Forests & Wild Life	2
8	General Administration (Tourism) Department	3
9	General Education	1
10	Health & Family Welfare	1
11	Home	1
12	Housing	1
13	Industries	57
14	Labour & Rehabilitation	2
15	Local Self Government	2
16	Power	2
17	Public Works	2
18	General Administration (Sainik Welfare)	1
19	SC/ST Development	3
20	Social Welfare	2
21	Taxes	2
22	Transport	2
23	Water Resources	1
Total		104

2.0 **SLPE REFORMS**

- 2.1 The Government of Kerala constituted the Enterprises Reforms Committee (ERC) during November 2001 to recommend restructuring/reform options for the ailing public enterprises in the State. Since June 2002, the ERC has recommended reform measures in 45 SLPEs and the Government has taken decision on 30 of these enterprises. About 4832 employees have been paid retirement compensation under the Social Safety Net Programme that consists of a financial compensation package and a welfare & economic sustainability package. Capacity Building for reform implementation and post reform governance & development and Performance Monitoring of SLPEs is undertaken by the Public Sector Restructuring & Internal Audit Board (RIAB), which is the secretariat of the ERC.
- 2.2 Subsequently, vide G.O(MS)No.134/2W4/ID dated 26-11-2004, the Government constituted a sub-committee of Ministers to examine the approach and strategy on SLPE reform programme. Later the ERC was wound up with effect from 31-01-2005. A summary of the status of SLPE reforms (as on December 2005) is given below.

Table 4
Status of SLPE Reforms (as on December 2005)

Sl. No.	Particulars SLPEs	No. of
1	SLPEs closed down in the past	9
2	Employees brought under VRS since 1994	4832
3	SLPEs for which ERC has forwarded recommendations to the Government	45
4	SLPEs on which decisions have been taken by the Government	30
5	SLPEs for which ERC recommendations are being processed by the Government	15
6	SLPEs being closed down based on Government decision	10
7	SLPEs advertised for Expressions of Interest	6
8	Decided to closed down and subsequently payment released to execute Work orders in hand	1

Source: RIAB

Table 5
Units Closed Down in the Past

Sl. No.	Name of Enterprise
1	Kerala Fisheries Corporation Limited
2	Kerala Fishermen Welfare Corporation Limited
3	Kerala Inland Fisheries Corporation Limited
4	Kerala State Engineering Works Limited
5	Kerala Special Refractories Limited
6	Sideco Mohan Kerala Limited
7	Sidkel Televisions Limited
8	The Chalakudy Refractories Limited
9	The Kerala Premo Pipe Factory Limited

Table 6
Units being Closed Down Subsequently

Sl. No.	Name of Enterprise
1	Keltron Rectifiers Limited
2	Kerala Construction Components Limited
3	Kerala Soaps & Oils Limited
4	Metropolitan Engineering Company Limited
5	Trivandrum Spinning Mills Limited
6	Kerala State Detergents & Chemicals Limited
7	Keltron Counters Limited
8	Kerala State Salicylates & Chemicals Limited
9	Travancore Plywood Industries Limited
10	Astral Watches Limited

2.3 Apart from the above one division each of The Kerala Ceramics Limited and Kerala State Textiles Corporation Limited and the Olavakode unit of Kerala Electrical & Allied Engineering Company Limited are being closed down. Keltron Power Devices Limited has not been functioning since May 1998 and BIFR has ordered its closure. Kerala State Coconut Development Corporation Limited is under liquidation vide GO (MS) No. 193/99/AD dated 09.07.1999 and Kerala State Rural Development Board has been dissolved vide GO (MS) No. 254/03/LSGD dated 21.08.2003. Even though the Government had ordered closure of Scooters Kerala Limited on 06-09-2003, based on the decisions of the Cabinet Sub Committee on Public Sector Restructuring, an amount of Rs. 20.16 lakhs has been issued to execute work orders in hand.

Amount spent for Reforms during 2004-05

2.4 A total amount of Rs. 75.08 crores has been spent for reforms in the public enterprises, including cooperative units under Industries Department in the State during 2004-05. A break up of the same is indicated below:

Table 7
Amount Spent on SLPE Reforms

Sl. No.	Purpose	No. of Enterprises	Amount (Rs. Crores)
1	Retirement compensation under Social Safety Net Programme (SSNP)	6	27.22
2	Payments to Creditors/Financial Institutions	4	34.78
3	Relief in defunct units (One month salary)	15	5.84
4	Salary/Honorarium to essential staff	3	0.24
5	Other purposes	1	7.00
Total			75.08

Source: RIAB

2.5 Apart from the above, substantial amounts have been released as loan to 19 enterprises from the Kerala Industrial Revitalisation Fund Board (KIRFB). The amount outstanding (principal and interest) at the end of 2004-05 is Rs. 194.63 crores. Unit wise details of KIRFB assistance are given below:

Table 8
KIRFB Loan Outstanding

(Rs. in Crores)

Sl.	Enterprise	Amount outstanding as on 31-03-2005
-----	------------	-------------------------------------

No		Principal	Interest	Total
1	Autokast Ltd.	5.52	0.11	5.63
2	Keltron Component Complex Ltd.	0.00	1.05	1.05
3	Keltron Counters Ltd.	1.59	0.33	1.92
4	Kerala Construction Components Ltd.	0.66	0.39	1.05
5	Kerala Electrical and Allied Engineering Company Ltd.	10.48	0.83	11.31
6	Kerala Garments Ltd.	1.63	1.12	2.75
7	Kerala State Detergents and Chemicals Ltd.	0.59	0.26	0.85
8	Kerala State Drugs and Pharmaceuticals Ltd.	3.29	1.50	4.79
9	Kerala State Electronics Devp. Corporation Ltd.	44.52	7.67	52.19
10	Kerala State Palmyrah Products Dev. & Workers Welfare Corporation Ltd.	0.10	0.00	0.10
11	Kerala State Textile Corporation Ltd.	8.20	4.36	12.56
12	Scooters Kerala Ltd.	0.59	0.13	0.72
13	Steel Industrials Kerala Ltd	7.50	3.34	10.84
14	The Kerala Ceramics Ltd.	0.82	0.43	1.25
15	The Metal Industries Ltd.	0.08	0.01	0.09
16	The Metropolitan Engineering Company Ltd.	0.20	0.12	0.32
17	Traco Cable Company Ltd.	10.07	4.83	14.90
18	Transformers and Electricals Kerala Ltd.	15.00	10.72	25.72
19	Travancore Cochin Chemicals Ltd.	46.55	0.03	46.59
	Total	157.39	37.23	194.63

2.6 The total number of employees who have retired under Voluntary Retirement Scheme/SSNP of the Government since 1994 is 4832 (as on December 2005). Unit wise details of the number of VRS optees and the compensation paid are shown below:

Table No. 9
Details of Implementation of VRS/SSNP

Sl. No	Enterprises	Year	No. of Employees	Compensation Paid
A	PERIOD FROM 1994 TO 2001			
1	Steel Complex Ltd.	1994	53	44.88
2	Trivandrum Spinning Mills Ltd.	1994	120	-
3	Kerala State Drugs and Pharmaceuticals Ltd.	1995-96	55	87.38
4	The Chalakkudy Refractories Ltd.	1996	130	178.00
5	Kerala Soaps and Oils Ltd.	1996-97	273	480.00
6	Travancore Plywood Industries Ltd.	1997	149	285.06
7	Keltron Power Devices Ltd.	1998	104	321.00
8	Sitaram Textiles Ltd.	1998	188	200.51

9	Steel Complex Ltd.	1998	102	155.22
10	Kerala State Electronic Development Corporation	2000	623	2661.00
11	Kerala State Textile Corporation Ltd.	1995-2001	305	387.43
12	Sidkel Televisions Ltd.	2001	50	100.00
Sub Total -A			2152	4900.48
B	BASED ON ERC RECOMMENDATIONS (2003 & 2004)			
13	Autokast Ltd.	2003	100	302.71
14	Keltron Counters Ltd.	2003 & 2004	247	1273.85
15	The Kerala Ceramics Ltd.	2003	89	222.00
16	Trivandrum Spinning Mills Ltd.	2003	238	396.47
17	Keltron Rectifiers Ltd.	2003	99	408.93
18	United Electrical Industries Ltd.	2003	123	331.28
19	Kerala Soaps & Oils Ltd.	2003	74	162.85
20	Kerala Construction Components Ltd.	2003	105	164.08
21	Astral Watches Ltd.	2003	44	77.40
22	The Metropolitan Engg. Company Ltd.	2003	119	345.14
23	Travancore-Cochin Chemicals Ltd.	2003	38	194.00
24	Sitaram Textiles Ltd.	2004	96	191.69
25	Scooters Kerala Ltd.	2004	48	101.18
26	Kerala Garments Ltd.	2004	147	171.96
27	Kerala State Textile Corporation Ltd.	2004	207	487.59
28	Travancore Sugars & Chemicals Ltd.	2004	50	163.00
29	Travancore Plywood Industries Ltd.	2004	255	650.65
30	Kerala Electrical & Allied Engg. Co. Ltd.	2004	202	883.00
31	Transformers & Electricals Kerala Ltd.	2004	17	75.00
32	Steel Complex Ltd.	2004	175	392.00
33	Kerala State Drugs and Pharmaceuticals Ltd.	2004	163	663.00
34	Kerala State Salicylates and Chemicals Ltd.	2005	44	74.89
Sub Total – B			2680	7732.67
Grand Total			4832	12633.15

Source: RIAB

3.0 PERFORMANCE HIGHLIGHTS

3.1 During the year under review, 15 enterprises did not have any activity. These include the ten enterprises mentioned in Tables 6 and paragraph 2.2, and four others namely, Keltron Power Devices Limited, Kerala State Drugs & Pharmaceuticals Limited, Kerala State Coconut Development Corporation Limited and Kerala State

Rural Development Board. Scooters Kerala Limited had limited activity during the year. Information for the year 2004-05 has not been provided by Kerala State Wood Industries Limited, while data in the required format is not available from Kerala Khadi and Village Industries Board, since they do not follow the commercial form of accounting. Analyses in this review are therefore limited to the data provided by the other 87 enterprises.

Budgetary Assistance

- 3.2 During the period 2002-03 to 2004-05, the total assistance provided from the State budget to the public enterprises, including cooperative units under Industries Department, amounts to Rs. 209.06 crores. This is 1.58% of total State budget and 34.99% of budget allocation to Industries Department. Year wise details are shown below:

Table 10
Budgetary Assistance to SLPEs

Sl. No.	Year	Budget Allocation (Rs. in Crores)			% of SLPEs budget allocation w.r.t	
		State	Industries*	SLPEs	State	Industries
1	2002-03	4026	180.75	50.00	1.24	27.66
2	2003-04	4430	211.17	84.06	1.90	39.81
3	2004-05	4800	205.59	75.00	1.56	36.48
Total		13256	597.51	209.06	1.58	34.99

Source: RIAB

* excluding budget allocation to IT Department

Status of Audit of Accounts

- 3.3 During the year under review, 35 enterprises (33.6% of total) have provided audited figures for analysis as against 40 enterprises during 2003-04 review. Annexure III provides the status of audit of accounts of the SLPEs. Two enterprises, which had arrears in audits, have updated the same during the year, while seven enterprises, which had provided audited figures for the review last year have not completed audit for the year under review. Audit of accounts for the year under review (2004-05) is in progress in 24 enterprises; the remaining enterprises have arrears in audit of their accounts ranging from two to fourteen years. Provisional figures made available by these enterprises have been used in the analyses. A summary of the position of the SLPEs with regard to audit of their accounts is given below:

Table 11
Arrears in Audit of Accounts

Sl. No.	No. of years in arrears	No. of SLPEs
1	11 years	1
2	10 years	1
3	9 years	1
4	6 years	2
5	5 years	2
6	4 years	3
7	3 years	5
8	2 years	14
9	Audit for 2003-04 in progress	24
Sub Total		53
10	Audit up-to-date	35

11	Information not available	1
12	Enterprises inactive/closed down	15
Total		104

Comparative Analysis

- 3.4 A comparative analysis of the performance of the SLPEs during the last 10 years is given in Annexure IV. The sector wise summary of performance and comparison between sectors for the year 2004-05 are given in Annexure V.

Source and Application of Funds

- 3.5 The sources of finance and application of the same in the enterprises during the year under review are indicated below. A graphical representation of the same is given in Graph A.

Table 12
Source & Application of Funds

Particulars	<i>(Rs. in crores)</i>	
	Amount	Percentage
Sources of Funds		
Share Capital	5540.07	16.81
Reserves/Surplus	2432.02	7.38
Long Term Loans	13349.50	40.50
Current Liabilities/Provisions	11640.69	35.31
Total	32962.28	100.00
Application of Funds		
Net Fixed Assets (including capital work-in-progress)	9734.43	29.53
Investments	848.83	2.58
Current Assets	17092.34	51.85
Accumulated Losses	5286.68	16.04
Total	32962.28	100.00

Investment

- 3.6 The total capital invested in public enterprises in the State (87 enterprises) as on March 31, 2005 amounts to Rs. 18875.25 crores. The total capital employed during the year is Rs. 15186.07 crores. The return on investment remained negative during 2004-05 also. A ranking of the enterprises in terms of the capital invested in them is given in Annexure VI. The maximum investment is in Kerala State Electricity Board (Rs. 6094.33 crores; 32.29% of total investment). The other enterprises with major investment (above Rs. 500 crores) include Kerala Water Authority, Kerala State Housing Board, Kerala State Financial Enterprises Limited, Kerala Power Finance Corporation Limited, Kerala Financial Corporation and Kerala State Civil Supplies Corporation Limited. The range of the investment in the SLPEs is summarised below.

Table 13
Top ten Enterprises in terms of Capital Invested

Sl. No.	Name of Enterprise	(Rs. in Crores)
		Amount
1	Kerala State Electricity Board	6094.33
2	Kerala Water Authority	3921.69
3	Kerala State Housing Board	1527.01
4	Kerala State Financial Enterprises Limited	1135.93
5	Kerala Power Finance Corporation Limited	1002.13
6	Kerala Financial Corporation	716.71
7	Kerala State Civil Supplies Corporation Limited	676.08
8	Kerala State Road Transport Corporation	496.59
9	The Kerala State Cashew Development Corporation Limited	366.20
10	Kerala Transport Development Finance Corporation Limited	322.91

Table 14
Range of Investment

Sl. No.	Investment Range (Rs. Crores)	No. of SLPEs	% of Total Investment
1	Above 5000	1	32.29
2	Above 1000, upto 5000	4	40.19
3	Above 500, upto 1000	2	7.38
4	Above 100, upto 500	8	12.19
5	Above 50, upto 100	10	3.83
6	50 and below	62	4.12
Total		87	100.00

Turnover

- 3.7 The total turnover earned by the SLPEs together during 2004-05 has registered an increase of 8.12 percent over the previous year. The turnover has gone up to Rs. 8200.99 crores, as compared to a total turnover of Rs. 7592.27 crores during 2003-04. The highest turnover has been achieved by Kerala State Electricity Board (Rs. 3158.88 crores; 38.52% of total turnover) followed by Kerala State Beverages (M&M) Corporation Limited (Rs.1237.40 crores; 15.09 % of the total) and Kerala State Road Transport Corporation (Rs. 688.90 crores; 8.40% of total). The list of enterprises ranked in terms of turnover is given in Annexure VII.

Profitability

- 3.8 During the year under review, 38 enterprises (36.54% of total) have reported profits totalling to Rs 279.81 crores as against a total profit of Rs.288.02 crores earned by 40 enterprises in 2003-04. The remaining 49 of the active enterprises have incurred losses amounting to Rs.501.50 crores. Three enterprises (Kerala Forest Development Corporation Limited, Meat Products of India Limited and Kerala Industrial Infrastructure Development Corporation) which had incurred losses during the previous year have reported profits during 2004-05, while five others which had earned profits during 2003-04 have incurred losses in the year under review. The net position

for the year is a loss of Rs.221.69 crores. Annexure VIII provides the list of enterprises ranked in terms of profitability. The top ten profit earning and loss incurring enterprises are indicated below.

Table 15
Top Ten Profit Making Enterprises

(Rs. in Crores)

Sl. No.	Name of Enterprise	Amount
1	Kerala State Electricity Board*	103.49
2	Kerala State Financial Enterprises Limited	44.87
3	The Kerala Minerals & Metals Limited	38.43
4	Kerala State Industrial Development Corporation Limited	13.29
5	Oil Palm India Limited	11.28
6	Kerala State Beverages (M&M) Corporation Limited	10.36
7	Kerala Feeds Limited	7.94
8	Kerala Agro Machinery Corporation Limited	7.31
9	The State Farming Corporation of Kerala Limited	6.56
10	The Plantation Corporation Kerala Limited	5.60

* Profit shown to fulfil statutory minimum return, by taking into account receipt of subsidy from Government, though no subsidy is actually received.

Table 16
Top Ten Loss Incurring Enterprises

(Rs. in Crores)

Sl. No.	Name of Enterprise	Amount
1	Kerala State Road Transport Corporation	160.77
2	Kerala State Civil Supplies Corporation Limited	76.18
3	Kerala Water Authority	71.50
4	Kerala State Housing Board	48.61
5	Kerala State Electronics Development Corporation Limited	46.19
6	Kerala State Construction Corporation Limited	21.68
7	The Travancore-Cochin Chemicals Limited	8.29
8	Traco Cable Company Limited	7.18
9	Steel Industrials Kerala Limited	6.28
10	Kerala State Handloom Development Corporation Limited	4.18

3.9 The range of profits earned and loss incurred by the SLPEs during 2004-05 are shown below.

Table 17
Range of Profit

Sl. No.	Range of Profit (Rs. Crores)	No. of SLPEs	% of Total Profit
1	Above 50	1	36.99
2	Above 10, upto 50	5	42.25
3	Above 5, upto 10	5	11.67
4	Above 1, upto 5	9	7.03

5	Above 0.25, upto 1	9	1.68
6	0.25 and below	9	0.38
Total		38	100.00

Table 18
Range of Loss

Sl. No.	Range of Loss (Rs. Crores)	No. of SLPEs	% of Total Loss
1	Above 100	1	32.06
2	Above 50, upto 100	2	29.44
3	Above 10, upto 50	3	23.23
4	Above 5, upto 10	3	4.34
5	Above 1, upto 5	18	9.23
6	1 and below	22	1.7
Total		49	100.00

Employment

- 3.10 The total employment in the public enterprises in the State during 2004-05 was 111249. This accounts for 9.76% of the total employment in the State (11.40 lakhs). The list of enterprises ranked in terms of employment is given in Annexure IX. The top ten in the list are given below.

Table 19
Top Ten Enterprises in terms of Employment

Sl. No.	Name of Enterprises	No. of Employees
1	Kerala State Electricity Board	26399
2	Kerala State Road Transport Corporation	23312
3	The Kerala State Cashew Development Corporation Limited	14203
4	Kerala Water Authority	8739
5	Kerala State Financial Enterprises Limited	3619
6	The Plantation Corporation of Kerala Limited	3258
7	Kerala State Civil Supplies Corporation Limited	3078
8	Kerala State Beverages (M&M) Corporation Limited	1974
9	Kerala State Electronics Development Corporation Limited	1493
10	The Kerala Minerals and Metals Limited	1408

- 3.11 The average investment per employee during the year 2004-05 is Rs 16.97 lakhs as against Rs. 17.26 lakhs during 2003-04. Annexure X provides a sector wise analysis of the employment and investment in the public enterprises for the year 2004-05.

Net worth

- 3.12 The net worth was negative in 28 enterprises at the end of March 2005. The net worth has eroded fully and become negative in Traco Cable Company Limited, Keltron Component Complex Limited and Kerala State Bamboo Corporation Limited during the year, while the net worth in Kerala Hitech Industries Limited has become positive. The list of enterprises with negative net worth is given in Annexure XI. The highest negative net worth is observed in Kerala State Road Transport Corporation, followed by Kerala State Civil Supplies

Corporation Limited, Kerala State Electronics Development Corporation Limited, Kerala State Housing Board and The Kerala State Cashew Development Corporation Limited.

Cash Loss

3.13 During the year under review, 43 enterprises have incurred cash losses. The total amount of cash loss reported is Rs. 408.22 crores as against cash losses amounting to Rs. 410.80 crores during the previous year. The

highest cash loss is reported from Kerala State Road Transport Corporation followed by Kerala State Civil Supplies Corporation Limited, Kerala State Housing Board, Kerala Water Authority and Kerala State Electronics Development Corporation Limited. Annexure XII provides the list of enterprises with cash loss.

Accumulated Losses

3.14 Fifty three enterprises have carried forward losses at the end of March 2005 amounting to Rs. 5133.03 crores. While three enterprises have been able to wipe off the accumulated losses fully during the year, United Electrical Industries Limited, which did not have carried forward losses till last year, has accumulated losses during the year. Annexure XIII provides the list of enterprises with accumulated losses. Ten enterprises with the highest accumulated losses are given below.

Table 20
Enterprises with high Accumulated Losses

Sl. No.	Name of Enterprises	Amount (Rs. in Crores)
1	Kerala State Road Transport Corporation	1420.67
2	Kerala Water Authority	1159.53
3	Kerala State Civil Supplies Corporation Limited	536.10
4	Kerala State Electronics Development Corporation Limited	442.56
5	The Kerala State Cashew Development Corporation Limited	347.62
6	Kerala State Housing Board	317.59
7	Autokast Limited	127.33
8	Kerala Electrical & Allied Engineering Company Limited	71.64
9	Kerala Financial Corporation	70.83
10	Steel Complex Limited	50.27

Dividend

3.15 Thirteen SLPEs have declared dividends worth Rs. 13.59 crores during the year under review. The list of the enterprises, which have declared dividends during 2004-05 and 2003-04, is given in Annexure XIV. The details for the year are indicated below.

Table 21
Enterprises that have Declared Dividend (Rs. in Crores)

Sl. No.	Name of Enterprises	Dividend
1	Kerala Minerals & Metals Limited	6.19
2	Kerala State Financial Enterprises Limited	2.00
3	Oil Palm India Limited	1.18
4	Tourist Resorts (Kerala) Limited	0.69
5	Kerala Feeds Limited	0.69
6	The Rehabilitation Plantations Limited	0.68
7	Travancore Titanium Products Limited	0.53
8	Kerala Power Finance Corporation Limited	0.49
9	Kerala Agro Machinery Corporation Limited	0.48

10	Kerala State Industrial Enterprises Limited	0.30
11	Kerala Clays & Ceramic Products Limited	0.20
12	Overseas Development & Employment Promotion Consultants Limited	0.11
13	Kerala Urban & Rural Development Finance Corporation Limited	0.05
Total		13.59

Taxes

- 3.16 During the year under review, the contribution from SLPEs to the State exchequer by way of taxes has been Rs. 1303.14 crores (13.32% of the total State revenue) as against Rs. 1168.60 crores (13.24% of the total State revenue) during 2003-04. Also, the SLPEs have together contributed Rs. 579.80 crores to the Central revenue by way of taxes and duties during 2004-05.

Guarantee Commission

- 3.17 Eighteen enterprises had paid Guarantee Commission to the tune of Rs. 17.61 crores to the government during the year under review. Total Guarantee Commission due at the end of the year is Rs. 40.09 from 36 enterprises. The highest Guarantee Commission is paid by Kerala Power Finance Corporation Limited (Rs. 7.16 crores), followed by The Kerala State Financial Enterprises Limited (Rs. 5.00 crores) and Kerala Financial Corporation (Rs. 2.98 crores). Annexure XVII provides the amount of Guarantee Commission paid by the enterprises for the year 2004-05.

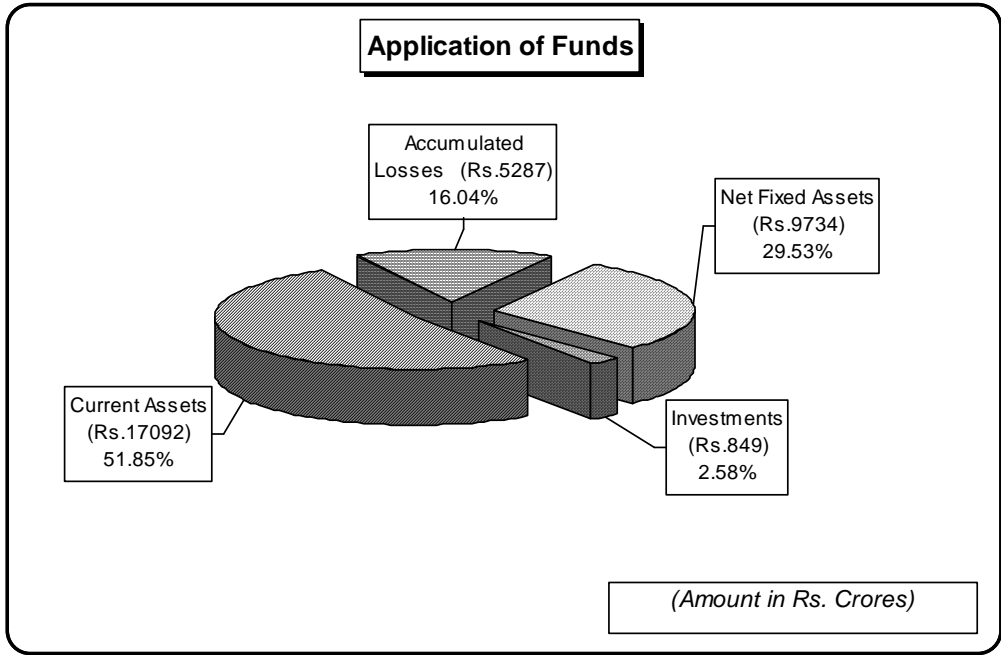
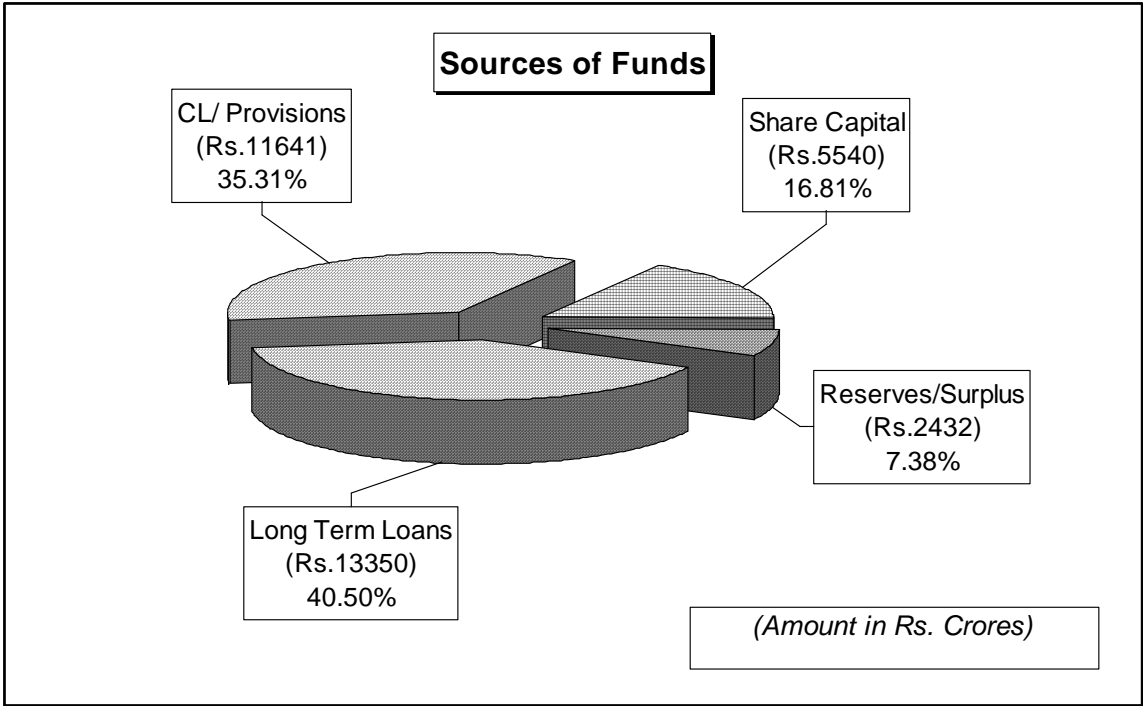
Employee Development

- 3.18 Thirty nine enterprises had provided for employee development activities in their budget for the year 2004-05 amounting to Rs.2.36 crores. As against this, 41 enterprises have actually spent an amount of Rs.0.89 crores on employee development activities during the year. The list of enterprises, which have provided for and spent on employee development during the year, is given in Annexure XV.

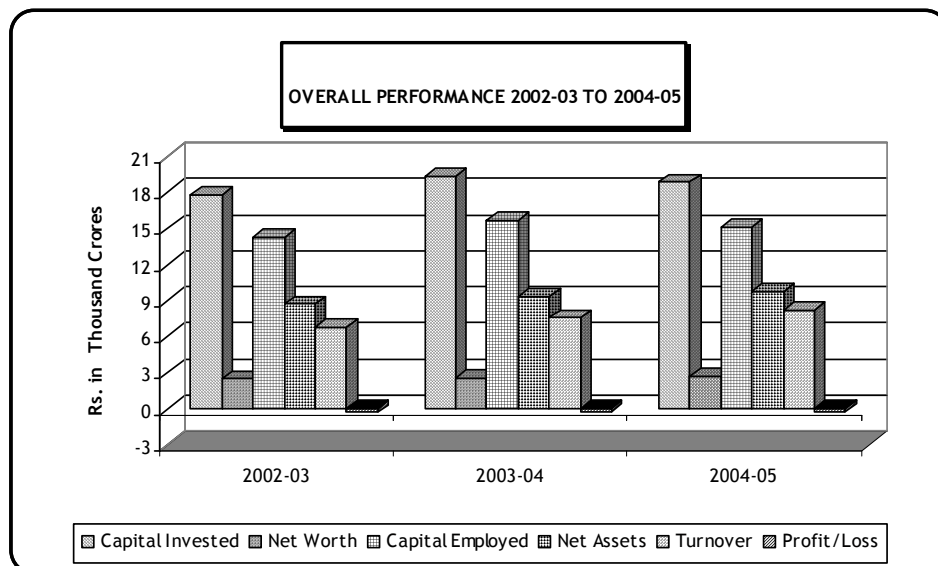
Conclusion

- 3.19 Thirty five enterprises have provided audited figures for the Review. Provisional, unaudited figures have been used for analyses in the case of the remaining enterprises. Data provided for the year 2003-04 during last year's review had put the total loss for the year at Rs. 221.53 crores. Revised figures for the same year provided for this year's review show that the loss was Rs. 201.61 crores for the year 2003-04. This change is due to changes in figures in 16 enterprises, which have completed audit for 2003-04 and 8 enterprises, which have provided changed provisional figures (Annexure XVI).
- 3.20 During the year under review, the number of profit making enterprises has decreased to 38 (36.53% of the total) as against 40 (38.46% of total) enterprises during the previous year. The net loss for the year has increased by 9.9% to Rs.221.69 crores as against a net loss of Rs. 201.61 crores during the previous year. However, the total turnover (from sales alone) has increased by 8% compared to the previous year. A graphical representation of the overall performance is given in Graph B. An overall sector-wise performance of the enterprises is summarised in Table 13.
- 3.21 The Kerala Khadi & Village Industries Board has not provided details for the review in the required format since the Board is not working as per the Companies Act and is only a grant-in-aid institution for creating employment opportunities for the rural folk. The Kerala State Wood Industries Limited has not provided figures pertaining to 2004-05 for the Review.

GRAPH A



GRAPH B



OVERALL PERFORMANCE 2002-2003 TO 2004-05

(Rs. in Crores)

Indicators	2002-03	2003-04	2004-05
Capital Invested	17781.35	19403.68	18875.25
Net Worth	2516.66	2558.72	2685.41
Capital employed	14259.66	15684.73	15186.07
Net Assets	8715.40	9372.80	9734.43
Turnover	6856.68	7592.27	8200.98
Profit(+)/Loss(-)	-302.03	-201.61	-221.70

ANNEXURES

ANNEXURE I

STATUS OF OWNERSHIP OF PUBLIC ENTERPRISES IN KERALA

Sl. No.	Name of Enterprise
A	Wholly Owned by Government of Kerala
1	Astral Watches Limited
2	Autokast Limited
3	Bakel Resorts Development Corporation Limited
4	Foam Mattings (India) Limited
5	Keltron Crystals Limited
6	Keltron Magnetics Limited

7	Keltron Power Devices Limited
8	Keltron Rectifiers Limited
9	Keltron Resistors Limited
10	Kerala Agro Machinery Corporation Limited
11	Kerala Artisans Development Corporation Limited
12	Kerala Automobiles Limited
13	Kerala Clays & Ceramic Products Limited
14	Kerala Electrical & Allied Engineering Company Limited
15	Kerala Garments Limited
16	Kerala Hitech Industries Limited
17	Kerala Industrial Infrastructure Development Corporation
18	Kerala Livestock Development Board Limited
19	Kerala Police Housing and Construction Corporation Limited
20	Kerala Power Finance Corporation Limited
21	Kerala School Teachers & Non Teaching Staff Welfare Corporation Limited
22	Kerala Small Industries Development Corporation Limited
23	Kerala Soaps & Oils Limited
24	Kerala State Backward Classes Development Corporation Limited
25	Kerala State Bamboo Corporation Limited
26	Kerala State Beverages (M&M) Corporation Limited
27	Kerala State Civil Supplies Corporation Limited
28	Kerala State Coconut Development Corporation Limited
29	Kerala State Construction Corporation Limited
30	Kerala State Detergents & Chemicals Limited
31	Kerala State Development Corporation for Christian Converts from SC & RC Limited
32	Kerala State Drugs & Pharmaceuticals Limited
33	Kerala State Electricity Board
34	Kerala State Electronics Development Corporation Limited
35	Kerala State Ex-servicemen Development & Rehabilitation Corporation
36	Kerala State Film Development Corporation Limited
37	Kerala State Horticultural Products Development Corporation Limited
38	Kerala State Housing Board
39	Kerala State Industrial Development Corporation Limited
40	Kerala State Industrial Enterprises Limited
41	Kerala State Industrial Products Trading Corporation Limited
42	Kerala State Maritime Development Corporation Limited
43	Kerala State Mineral Development Corporation Limited
44	Kerala State Palmyrah Products Dev. & Workers' Welfare Corporation Limited
45	Kerala State Poultry Development Corporation Limited
46	Kerala State Rural Development Board
47	Kerala State Salicylates & Chemicals Limited
48	Kerala State Textile Corporation Limited
49	Kerala Tourism Development Corporation Limited
50	Kerala Transport Development Finance Corporation Limited
51	Kerala Water Authority
52	Malabar Cements Limited
53	Meat Products of India Limited
54	Overseas Development & Employment Promotion Consultants Limited
55	Roads and Bridges Development Corporation of Kerala Limited
56	Scooters Kerala Limited
57	Sitaram Textiles Limited
58	Steel Industrials Kerala Limited
59	Steel and Industrial Forgings Limited
60	The Kerala Ceramics Limited
61	The Kerala Minerals & Metals Limited
62	The Kerala State Cashew Development Corporation Limited
63	The Kerala State Coir Corporation Limited
64	The Kerala State Development Corporation for SC & ST Limited
65	The Kerala State Financial Enterprises Limited
66	The Kerala State Handicapped Persons' Welfare Corporation Limited
67	The Metropolitan Engineering Company Limited
68	The Pharmaceutical Corporation (IM) Kerala Limited
69	The Plantation Corporation of Kerala Limited
70	The State Farming Corporation of Kerala Limited
71	Tourist Resorts (Kerala) Limited
72	Travancore Plywood Industries Limited
73	Trivandrum Rubber Works Limited
74	Trivandrum Spinning Mills Limited

B. Joint Ownership of State & Central Governments

- 1 Handicrafts Development Corporation of Kerala Limited
- 2 Kerala Forest Development Corporation Limited
- 3 Kerala Khadi & Village Industries Board
- 4 Kerala State Road Transport Corporation
- 5 Kerala State Warehousing Corporation
- 6 Kerala State Women's Development Corporation Limited
- 7 Kerala State Wood Industries Limited
- 8 Oil Palm India Limited
- 9 Rehabilitation Plantations Limited
- 10 The Kerala Agro Industries Corporation Limited
- 11 The Kerala Land Development Corporation Limited

C. Joint Ownership of Government of Kerala & Public

- 1 Keltron Electro Ceramics Limited
- 2 Kerala Construction Components Limited
- 3 Kerala Feeds Limited
- 4 Kerala Shipping & Inland Navigation Corporation Limited
- 5 Kerala State Handloom Development Corporation Limited
- 6 The Metal Industries Limited
- 7 The Travancore Cements Limited
- 8 The Travancore Sugars & Chemicals Limited
- 9 Traco Cable Company Limited
- 10 United Electrical Industries Limited

D. Joint Ownership of Government of Kerala, Financial Institutions & Public

- 1 Forest Industries (Travancore) Limited
- 2 Keltron Component Complex Limited
- 3 Keltron Counters Limited
- 4 Kerala Financial Corporation
- 5 Steel Complex Limited
- 6 The Travancore-Cochin Chemicals Limited

E. Joint Ownership of Government of Kerala, Financial Institutions, Public & Foreign Firms

- 1 Transformers and Electricals Kerala Limited
- 2 Travancore Titanium Products Limited

F. Joint Ownership of Government of Kerala & Urban Local Bodies

- 1 Kerala Urban & Rural Development Finance Corporation Limited

ANNEXURE II

ENTERPRISES AND ADMINISTRATIVE DEPARTMENTS

Sl.No. Name of Enterprise

I AGRICULTURE

- 1 Kerala Agro Industries Corporation Limited
- 2 Kerala Agro Machinery Corporation Limited
- 3 Kerala Feeds Limited
- 4 Kerala Land Development Corporation Limited
- 5 Kerala Livestock Development Board Limited
- 6 Kerala State Coconut Development Corporation Limited
- 7 Kerala State Horticultural Products Development Corporation Limited
- 8 Kerala State Poultry Development Corporation Limited
- 9 Kerala State Warehousing Corporation
- 10 Meat Products of India Limited
- 11 Oil Palm India Limited
- 12 The Plantation Corporation of Kerala Limited
- 13 The State Farming Corporation of Kerala Limited
- 14 Trivandrum Rubber Works Limited

II COASTAL SHIPPING & INLAND NAVIGATION

15 Kerala Shipping & Inland Navigation Corporation Limited

III CULTURAL AFFAIRS

16 Kerala State Film Development Corporation Limited

IV FINANCE

17 Kerala Financial Corporation

V FISHERIES & PORTS

18 Kerala State Maritime Development Corporation Limited

VI FOOD, CIVIL SUPPLIES & CONSUMER AFFAIRS

19 Kerala State Civil Supplies Corporation Limited

VII FORESTS & WILD LIFE

20 Kerala Forest Development Corporation Limited(H)

21 Kerala State Wood Industries Limited

VIII GENERAL ADMINISTRATION (TOURISM) DEPARTMENT

22 Bakel Resorts Development Corporation Limited

23 Kerala Tourism Development Corporation Limited

24 Tourist Resorts (Kerala) Limited

IX GENERAL EDUCATION

25 Kerala School Teachers & Non Teaching Staff Welfare Corporation Limited

X HEALTH & FAMILY WELFARE

26 The Pharmaceutical Corporation (IM) Kerala Limited

XI HOME

27 Kerala Police Housing and Construction Corporation Limited

XII HOUSING

28 Kerala State Housing Board

XIII INDUSTRIES

29 Astral Watches Limited

30 Autokast Limited

31 Foam Mattings (India) Limited

32 Forest Industries (Travancore) Limited

33 Handicrafts Development Corporation of Kerala Limited

34 Keltron Component Complex Limited

35 Keltron Counters Limited

36 Keltron Crystals Limited

37 Keltron Electro Ceramics Limited

38 Keltron Magnetics Limited

39 Keltron Power Devices Limited

40 Keltron Rectifiers Limited

41 Keltron Resistors Limited

42 Kerala Artisans Development Corporation Limited

43 Kerala Automobiles Limited

44 Kerala Clays & Ceramic Products Limited

45 Kerala Construction Components Limited

46 Kerala Electrical & Allied Engineering Company Limited

47 Kerala Garments Limited

48 Kerala Hitech Industries Limited

49 Kerala Industrial Infrastructure Development Corporation

50 Kerala Khadi & Village Industries Board

- 51 Kerala Small Industries Development Corporation Limited
- 52 Kerala Soaps & Oils Limited
- 53 Kerala State Bamboo Corporation Limited
- 54 Kerala State Detergents & Chemicals Limited
- 55 Kerala State Drugs & Pharmaceuticals Limited
- 56 Kerala State Electronics Development Corporation Limited
- 57 Kerala State Handloom Development Corporation Limited
- 58 Kerala State Industrial Development Corporation
- 59 Kerala State Industrial Enterprises Limited
- 60 Kerala State Industrial Products Trading Corporation Limited
- 61 Kerala State Mineral Development Corporation Limited
- 62 Kerala State Palmyrah Products Dev. & Workers' Welfare Corporation Limited
- 63 Kerala State Salicylates & Chemicals Limited
- 64 Kerala State Textile Corporation Limited
- 65 Malabar Cements Limited
- 66 Scooters Kerala Limited
- 67 Sitaram Textiles Limited
- 68 Steel Complex Limited
- 69 Steel Industrials Kerala Limited
- 70 Steel and Industrial Forgings Limited
- 71 The Kerala Ceramics Limited
- 72 The Kerala Minerals & Metals Limited
- 73 The Kerala State Cashew Development Corporation Limited
- 74 The Kerala State Coir Corporation Limited
- 75 The Metal Industries Limited
- 76 The Metropolitan Engineering Company Limited
- 77 The Travancore Cements Limited
- 78 The Travancore Sugars & Chemicals Limited
- 79 The Travancore-Cochin Chemicals Limited
- 80 Traco Cable Company Limited
- 81 Transformers and Electricals Kerala Limited
- 82 Travancore Plywood Industries Limited
- 83 Travancore Titanium Products Limited
- 84 Trivandrum Spinning Mills Limited
- 85 United Electrical Industries Limited

XIV LABOUR & REHABILITATION

- 86 Overseas Development & Employment Promotion Consultants Limited
- 87 The Rehabilitation Plantations Limited

XV LOCAL SELF GOVERNMENT

- 88 Kerala State Rural Development Board
- 89 Kerala Urban & Rural Development Finance Corporation Limited

XVI POWER

- 90 Kerala Power Finance Corporation Limited
- 91 Kerala State Electricity Board

XVII PUBLIC WORKS

- 92 Kerala State Construction Corporation Limited
- 93 Roads & Bridges Development Corporation of Kerala Limited

XVIII GENERAL ADMINISTRATION (SAINIK WELFARE) DEPARTMENT

- 94 Kerala State Ex-servicemen Development & Rehabilitation Corporation

XIX SC/ST DEVELOPMENT

- 95 Kerala State Backward Classes Development Corporation Limited
- 96 Kerala State Development Corporation for Christian Converts from SC & RC Limited
- 97 The Kerala State Development Corporation for SC & ST Limited

XX SOCIAL WELFARE

- 98 Kerala State Handicapped Persons' Welfare Corporation Limited
- 99 Kerala State Women's Development Corporation Limited

XXI TAXES

- 100 Kerala State Beverages (M&M) Corporation Limited
 101 Kerala State Financial Enterprises Limited

XXII TRANSPORT

- 102 Kerala Transport Development Finance Corporation Limited
 103 Kerala State Road Transport Corporation

XXIII WATER RESOURCES

- 104 Kerala Water Authority
- 1 Kerala State Industrial Enterprises Limited
 2 Kerala Financial Corporation
 3 Kerala Urban & Rural Development Finance Corporation Limited
 4 Tourist Resorts (Kerala) Limited
 5 Bakel Resorts Development Corporation Limited
 6 Kerala Power Finance Corporation Limited
 7 Kerala Clays & Ceramic Products Limited
 8 The Kerala Minerals & Metals Limited
 9 Malabar Cements Limited
 10 The Travancore-Cochin Chemicals Limited
 11 Travancore Titanium Products Limited
 12 Kerala State Mineral Development Corporation Limited
 13 United Electrical Industries Limited
 14 Keltron Electro Ceramics Limited
 15 Keltron Crystals Limited
 16 Keltron Magnetism Limited
 17 Keltron Resistors Limited
 18 Keltron Component Complex Limited
 19 The Metal Industries Limited
 20 Steel Complex Limited
 21 Kerala Agro Machinery Corporation Limited
 22 Steel Industrials Kerala Limited
 23 Kerala State Construction Corporation Limited *
 24 Steel and Industrial Forgings Limited
 25 Autokast Limited
 26 Oil Palm India Limited
 27 Rehabilitation Plantations Limited
 28 The Travancore Sugars & Chemicals Limited
 29 Kerala Feeds Limited
 30 Kerala State Textile Corporation Limited
 31 Sitaram Textiles Limited *
 32 Kerala State Industrial Products Trading Corporation Limited
 33 Kerala State Ex-servicemen Development & Rehabilitation Corporation
 34 Kerala State Maritime Development Corporation Limited
 35 Overseas Development & Employment Promotion consultants Limited

*Enterprises which had arrears in audit of accounts during 2003-04

B. ENTERPRISES WITH ARREARS IN AUDIT OF ACCOUNTS

Sl. No.	Name of Enterprise	Year up to which Audit is Complete	Year up to which accounts have been finalised
1	Kerala State Industrial Development Corporation Limited **	2003-04	2004-05
2	The Kerala State Financial Enterprises Limited **	2003-04	2004-05
3	Kerala Industrial Infrastructure Development Corporation **	2003-04	2004-05
4	Kerala Transport Development Finance Corporation Limited	2003-04	5
	Kerala Police Housing and Construction Corporation Limited	2003-04	2004-05
6	Roads & Bridges Development Corporation of Kerala Limited **	2003-04	2004-05
7	The Pharmaceutical Corporation (IM) Kerala Limited	2003-04	2004-05
8	The Travancore Cements Limited	2003-04	2004-05

9	Traco Cable Company Limited	2003-04	2004-05
10	Transformers and Electricals Kerala Limited	2003-04	2004-05
11	Kerala State Electronics Development Corporation Limited	2003-04	2004-05
12	Kerala Automobiles Limited	2003-04	2004-05
13	Kerala Hitech Industries Limited **	2003-04	2004-05
14	Kerala Forest Development Corporation Limited	2003-04	2003-04
15	The Plantation Corporation of Kerala Limited	2003-04	2004-05
16	The State Farming Corporation of Kerala Limited	2003-04	2004-05
17	Kerala State Poultry Development Corporation Limited	2003-04	2004-05
18	Forest Industries (Travancore) Limited **	2003-04	2004-05
19	Kerala State Handloom Development Corporation Limited	2003-04	2004-05
20	The Kerala State Civil Supplies Corporation Limited	2003-04	2004-05
21	Kerala School Teachers & Non Teaching Staff Welfare Corporation Limited **	2003-04	2003-04
22	Kerala State Palmyrah Products Dev. & Workers' Welfare Corporation Limited	2003-04	2004-05
23	Kerala Shipping & Inland Navigation Corporation Limited	2003-04	2004-05
24	Kerala State Electricity Board	2003-04	2004-05
25	Kerala Small Industries Development Corporation Limited	2002-03	2004-05
26	Kerala State Warehousing Corporation	2002-03	2003-04
27	The Kerala Ceramics Limited	2002-03	2004-05
28	Kerala Electrical & Allied Engineering Company Limited	2002-03	2003-04
29	Meat Products of India Limited	2002-03	2003-04
30	Kerala Garments Limited	2002-03	2003-04
31	Foam Mattings (India) Limited	2002-03	2004-05
32	Kerala State Bamboo Corporation Limited	2002-03	2003-04
33	The Kerala State Coir Corporation Limited	2002-03	2004-05
34	The Kerala State Cashew Development Corporation Limited	2002-03	2003-04
35	Kerala State Beverages (M&M) Corporation Limited	2002-03	2003-04
36	The Kerala State Development Corporation for SC & ST Limited	2002-03	2003-04
37	Kerala Water Authority	2002-03	2002-03
38	Kerala State Housing Board	2002-03	2004-05
39	Kerala State Film Development Corporation Limited	2001-02	2003-04
40	Kerala Livestock Development Board Limited	2001-02	2004-05
41	Kerala Khadi & Village Industries Board.	2001-02	2001-02
42	Kerala Artisans Development Corporation Limited	2001-02	2003-04
43	Kerala State Road Transport Corporation	2001-02	2002-03
44	Kerala Tourism Development Corporation Limited	2000-01	2000-01
45	The Kerala Land Development Corporation Limited	2000-01	2004-05
46	The Kerala Agro Industries Corporation Limited	2000-01	2003-04
47	Handicrafts Development Corporation of Kerala Limited	1999-00	2004-05
48	Kerala State Backward Classes Development Corporation Limited	1999-00	1999-00
49	Trivandrum Rubber Works Limited	1998-99	1999-00
50	Kerala State Horticultural Products Development Corporation Limited	1998-99	2004-05
51	The Kerala State Handicapped Persons' Welfare Corporation Limited	1995-96	2004-05
52	Kerala State Women's Development Corporation Limited	1994-95	2004-05
53	Kerala State Development Corp. for Christian Converts from SC & RC Limited	1993-94	2004-05
**	Enterprises which had provided up-to-date audited figures during 2003-04		

ANNEXURE IV

AN OVERVIEW OF PERFORMANCE OF PUBLIC ENTERPRISES IN KERALA (1995-96 to 2004-05)

(Amount in Rs. Crores)

Year	No of* Units	Total Employment	Paid up Capital	Capital Invested	Units on Profit		Units on Loss		Net annual Profit/Loss (+/-)	D No. of Units 11
					No. of Units	Amount	No. of Units	Amount		
1	2	3	4	5	6	7	8	9	10	11

A. Government Companies

1995-96	96	68725	775.65	1858.79	40	193.67	47	90.93	102.74	8
99	97	65938	1195.21	4824.62	42	168.20	48	157.96	10.24	14
02	98	61087	1385.66	4081.97	35	260.26	46	276.6	-16.34	13
05	95	50498	1513.42	5886.09	36	175.99	44	786.09	-40.93	13
97	9	63544	1204.05	4763.74	4	42.05	2	114.56	-72.51	2
00	9	60568	3258.74	10257.03	4	61.91	3	238.07	-176.16	2
03	9	56922	3694.97	13043.72	2	74.48	5	267.05	-192.57	2

Note: Column(2) = Column(6) + Column(8). The difference if any is due to information not available or units not having commercial activity. * - Five units which are in various stages of merger/liquidation not included

ANNEXURE VI

RANKING OF ENTERPRISES IN TERMS OF CAPITAL INVESTED

(Amount in Rs.lakhs)

Sl. No.	Name of Enterprise	Capital Invested	
		2004-05	2003-04
1	Kerala State Electricity Board	609433.39	690865.72
2	Kerala Water Authority	392169.00	370227.00
3	Kerala State Housing Board	152701.20	152701.17
4	The Kerala State Financial Enterprises Limited	113593.00	121373.00
5	Kerala Power Finance Corporation Limited	100212.50	95441.60
6	Kerala Financial Corporation	71671.00	81502.00
7	The Kerala State Civil Supplies Corporation Limited	67608.05	60407.85
8	Kerala State Road Transport Corporation	49659.00	45819.00
9	The Kerala State Cashew Development Corporation Limited	36619.70	36076.70
10	Kerala Transport Development Finance Corporation Limited	32291.02	26843.00
11	Kerala State Electronics Development Corporation Limited	30998.61	29025.85
12	Kerala State Industrial Development Corporation Limited	30741.00	32638.88
13	Kerala Industrial Infrastructure Development Corporation	22332.05	21456.18
14	Kerala State Backward Classes Development Corporation Limited	16519.00	15229.00
15	Kerala Electrical & Allied Engineering Company Limited	11001.86	10269.52
16	Autokast Limited	9940.08	9940.08
17	Roads & Bridges Development Corporation of Kerala Limited	8859.52	8010.74
18	Steel Industrials Kerala Limited	7698.09	7671.89
19	The Travancore-Cochin Chemicals Limited	7219.21	7020.57
20	Kerala Tourism Development Corporation Limited	7094.35	6802.46
21	Transformers and Electricals Kerala Limited	7063.34	6695.65
22	The Kerala State Development Corporation for SC & ST Limited	6684.38	6137.67
23	Kerala Urban & Rural Development Finance Corporation Limited	6370.93	6910.23
24	Kerala Police Housing and Construction Corporation Limited	5986.95	6144.80
25	Kerala State Textile Corporation Limited	5395.44	4490.50
26	Malabar Cements Limited	4843.91	3852.84
27	Steel Complex Limited	4628.12	4000.18
28	Bakel Resorts Development Corporation Limited	3899.01	3699.00
29	Traco Cable Company Limited	3860.90	3690.20
30	Kerala Hitech Industries Limited	3644.69	3811.67
31	Tourist Resorts (Kerala) Limited	3493.79	3223.79
32	Sitaram Textiles Limited	3406.55	3072.10
33	The Kerala Minerals & Metals Limited	3391.92	3259.75
34	Kerala Small Industries Development Corporation Limited	3096.44	3029.28
35	Kerala Feeds Limited	2828.31	2842.23
36	Trivandrum Rubber Works Limited	2792.14	2710.06
37	Kerala State Film Development Corporation Limited	2753.59	2659.64
38	Kerala State Handloom Development Corporation Limited	2691.91	2652.91
39	Kerala State Women's Development Corporation Limited	1939.33	1742.00

40	The Kerala Ceramics Limited	1760.92	1766.61
41	Kerala State Development Corp. for Christian Converts from SC & RC Limited	1703.10	1695.35
42	Keltron Component Complex Limited	1594.26	1499.47
43	Steel and Industrial Forgings Limited	1461.00	1461.00
44	Keltron Crystals Limited	1434.78	1276.95
45	Kerala Shipping & Inland Navigation Corporation Limited	1426.89	1376.89
46	Kerala Automobiles Limited	1321.52	1266.38
47	Oil Palm India Limited	1179.32	1179.48
48	The Kerala State Coir Corporation Limited	1168.88	1100.47
49	The Kerala State Handicapped Persons' Welfare Corporation Limited	1096.07	1073.55
50	The State Farming Corporation of Kerala Limited	1084.93	1083.96
51	Kerala State Bamboo Corporation Limited	1061.14	1047.14
52	Kerala Forest Development Corporation Limited	973.06	974.76
53	Kerala State Warehousing Corporation	950.00	925.00
54	Kerala State Maritime Development Corporation Limited	915.99	915.99
55	Kerala Livestock Development Board Limited	732.57	732.57
56	United Electrical Industries Limited	730.31	730.31
57	The Kerala Land Development Corporation Limited	718.83	718.83
58	Handicrafts Development Corporation of Kerala Limited	713.74	665.00
59	The Kerala Agro Industries Corporation Limited	671.90	671.90
60	Kerala State Construction Corporation Limited	669.26	652.30
61	The Plantation Corporation of Kerala Limited	605.09	605.09
62	Kerala State Horticultural Products Development Corporation Limited	522.66	517.66
63	Foam Mattings (India) Limited	515.23	515.23
64	Keltron Electro Ceramics Limited	487.61	492.01
65	The Pharmaceutical Corporation (IM) Kerala Limited	476.60	427.60
66	Kerala Artisans Development Corporation Limited	441.81	428.63
67	Keltron Magnetics Limited	403.05	373.10
68	Rehabilitation Plantations Limited	339.27	339.27
69	Kerala State Industrial Enterprises Limited	304.75	262.08
70	Forest Industries (Travancore) Limited	303.08	284.89
71	The Travancore Sugars & Chemicals Limited	291.48	300.48
72	Meat Products of India Limited	286.58	278.77
73	Keltron Resistors Limited	268.64	254.65
74	Kerala Garments Limited	235.51	235.51
75	Kerala State Poultry Development Corporation Limited	210.47	210.47
76	The Metal Industries Limited	181.15	180.98
77	Travancore Titanium Products Limited	176.75	176.75
78	Kerala Agro Machinery Corporation Limited	161.46	161.46
79	Kerala School Teachers & Non Teaching Staff Welfare Corporation Limited	142.89	142.89
80	Kerala Clays & Ceramic Products Limited	131.82	131.82
81	Kerala State Mineral Development Corporation Limited	125.67	125.67
82	Kerala State Beverages (M&M) Corporation Limited	103.00	103.00
83	Kerala State Palmyrah Products Dev. & Workers' Welfare Corporation Limited	101.38	90.95
84	Overseas Development & Employment Promotion consultants Limited	72.98	78.98
85	The Travancore Cements Limited	50.00	50.00
86	Kerala State Ex-servicemen Development & Rehabilitation Corporation	50.00	50.00
87	Kerala State Industrial Products Trading Corporation Limited	33.90	33.90
88	Astral Watches Limited	-	262.73
89	Kerala State Wood Industries Limited	-	824.10
90	Kerala State Drugs & Pharmaceuticals Limited	-	5659.79
Total		1887524.58	1940368.08

ANNEXURE VII

RANKING OF ENTERPRISES IN TERMS OF TURNOVER

(Rs. in lakhs)

Sl. No.	Name of Enterprise	Turnover	
		2004-05	2003-04
1	Kerala State Electricity Board	315887.53	296922.05
2	Kerala State Beverages (M&M) Corporation Limited	123740.00	110630.00
3	Kerala State Road Transport Corporation	68890.00	66810.00
4	The Kerala State Civil Supplies Corporation Limited	56915.54	45885.09
5	The Kerala Minerals & Metals Limited	31831.69	30118.30
6	The Kerala State Financial Enterprises Limited	24594.00	26130.00
7	Malabar Cements Limited	16752.83	16487.41
8	Kerala Water Authority	14453.00	14303.00
9	Travancore Titanium Products Limited	11940.81	12895.68
10	Kerala State Housing Board	10731.72	10351.47
11	The Travancore-Cochin Chemicals Limited	10201.26	10436.08
12	Kerala Power Finance Corporation Limited	10143.47	7152.98
13	Transformers and Electricals Kerala Limited	9550.92	9332.95
14	Kerala Financial Corporation	8762.00	11790.00
15	Kerala Feeds Limited	8712.80	7819.01
16	Kerala State Electronics Development Corporation Limited	8302.40	7969.62
17	Kerala Agro Machinery Corporation Limited	7934.39	6815.40
18	Kerala Small Industries Development Corporation Limited	7827.23	3892.15
19	Kerala Electrical & Allied Engineering Company Limited	5436.06	5389.77
20	Kerala Automobiles Limited	4844.67	4424.79
21	Traco Cable Company Limited	4173.70	2464.61
22	Kerala Tourism Development Corporation Limited	4062.16	3614.36
23	Kerala Transport Development Finance Corporation Limited	3654.67	2675.35
24	Kerala State Textile Corporation Limited	3623.57	3630.80
25	The Kerala State Cashew Development Corporation Limited	3587.13	1222.31
26	The Plantation Corporation of Kerala Limited	3105.10	3099.87
27	The Kerala Agro Industries Corporation Limited	3019.59	1780.20
28	The Travancore Cements Limited	2779.00	2789.00
29	Steel and Industrial Forgings Limited	2756.00	2071.00
30	Keltron Component Complex Limited	2448.60	3089.85
31	Oil Palm India Limited	2095.25	2375.79
32	Kerala State Handloom Development Corporation Limited	1603.84	1640.85
33	Kerala State Construction Corporation Limited	1546.19	881.86
34	Steel Industrials Kerala Limited	1516.71	1292.04
35	The State Farming Corporation of Kerala Limited	1497.77	1377.00
36	Kerala Hitech Industries Limited	1497.39	1099.89
37	The Pharmaceutical Corporation (IM) Kerala Limited	1430.52	1304.56
38	Rehabilitation Plantations Limited	1408.23	1395.11
39	Autokast Limited	1335.92	997.35
40	Kerala State Industrial Enterprises Limited	1059.08	761.09
41	Kerala State Bamboo Corporation Limited	966.45	892.90
42	Kerala Urban & Rural Development Finance Corporation Limited	888.93	939.49
43	Kerala Shipping & Inland Navigation Corporation Limited	798.59	632.22
44	Kerala Livestock Development Board Limited	759.03	745.60
45	United Electrical Industries Limited	711.63	1006.84
46	The Travancore Sugars & Chemicals Limited	677.50	174.10
47	Sitaram Textiles Limited	674.14	635.93
48	Kerala Forest Development Corporation Limited	656.56	659.58
49	Kerala State Horticultural Products Development Corporation Limited	616.21	697.90
50	Forest Industries (Travancore) Limited	615.48	589.99
51	The Kerala Ceramics Limited	606.16	602.13
52	Foam Matting (India) Limited	576.98	535.91
53	Kerala State Film Development Corporation Limited	496.88	411.49

54	Steel Complex Limited	491.20	730.49
55	Meat Products of India Limited	473.02	440.57
56	Kerala State Warehousing Corporation	465.29	425.90
57	Handicrafts Development Corporation of Kerala Limited	436.18	461.15
58	Keltron Electro Ceramics Limited	410.71	322.25
59	Kerala Clays & Ceramic Products Limited	398.46	354.19
60	The Kerala State Coir Corporation Limited	367.71	246.20
61	Keltron Magnetism Limited	338.35	291.23
62	Overseas Development & Employment Promotion consultants Limited	265.02	220.68
63	Kerala State Poultry Development Corporation Limited	260.93	247.39
64	Kerala Industrial Infrastructure Development Corporation	238.33	135.60
65	Roads & Bridges Development Corporation of Kerala Limited	184.16	226.78
66	Kerala Artisans Development Corporation Limited	181.75	58.08
67	Keltron Resistors Limited	149.33	96.62
68	The Metal Industries Limited	143.52	176.84
69	The Kerala State Handicapped Persons' Welfare Corporation Limited	133.73	148.51
70	Trivandrum Rubber Works Limited	130.85	51.22
71	Kerala State Women's Development Corporation Limited	95.64	101.55
72	Keltron Crystals Limited	95.07	107.92
73	The Kerala Land Development Corporation Limited	60.40	161.51
74	Kerala State Maritime Development Corporation Limited	32.21	170.07
75	Kerala Garments Limited	27.19	62.12
76	Kerala School Teachers & Non Teaching Staff Welfare Corporation Limited	14.19	14.13
77	Kerala State Palmyrah Products Dev. & Workers' Welfare Corporation Limited	6.68	2.92
78	Kerala State Development Corp. for Christian Converts from SC & RC Limited	0.47	0.73
79	Kerala State Industrial Products Trading Corporation Limited	0.21	-
80	Kerala State Drugs & Pharmaceuticals Limited	-	247.93
81	Kerala State Wood Industries Limited	INA	81.80
Total		820097.88	759227.10

Note: INA: Information Not Available

RANKING OF ENTERPRISES IN TERMS OF PROFITABILITY

Sl. No.	Name of Enterprise	(Rs. in lakhs)	
		Net Profit/Loss(-)	2004-05 2003-04
1	Kerala State Electricity Board	10349.39	9182.49
2	The Kerala State Financial Enterprises Limited	4487.00	4210.00
3	The Kerala Minerals & Metals Limited	3842.96	4648.40
4	Kerala State Industrial Development Corporation Limited	1329.00	880.75
5	Oil Palm India Limited	1127.64	1191.36
6	Kerala State Beverages (M&M) Corporation Limited	1036.00	1970.00
7	Kerala Feeds Limited	793.50	466.23
8	Kerala Agro Machinery Corporation Limited	730.90	772.19
9	The State Farming Corporation of Kerala Limited	655.53	564.71
10	The Plantation Corporation of Kerala Limited	559.74	193.03
11	Rehabilitation Plantations Limited	526.62	657.56
12	Kerala Transport Development Finance Corporation Limited	399.62	362.78
13	Kerala State Industrial Enterprises Limited	395.25	276.04
14	Kerala Power Finance Corporation Limited	327.80	367.94

15	Transformers and Electricals Kerala Limited	199.26	651.88
16	Travancore Titanium Products Limited	153.23	118.29
17	Steel and Industrial Forgings Limited	131.00	110.00
18	Tourist Resorts (Kerala) Limited	123.17	127.18
19	The Pharmaceutical Corporation (IM) Kerala Limited	120.67	100.46
20	Kerala Clays & Ceramic Products Limited	115.40	91.07
21	Kerala State Backward Classes Development Corporation Limited	78.00	82.00
22	Kerala State Women's Development Corporation Limited	75.69	138.69
23	The Kerala Agro Industries Corporation Limited	66.43	21.69
24	Kerala Automobiles Limited	53.03	204.65
25	Overseas Development & Employment Promotion consultants Limited	51.06	7.11
26	Kerala Urban & Rural Development Finance Corporation Limited	48.22	61.88
27	The Kerala State Handicapped Persons' Welfare Corporation Limited	33.11	72.03
28	Kerala Industrial Infrastructure Development Corporation	32.55	-5.26
29	Forest Industries (Travancore) Limited	32.17	21.38
30	Kerala Forest Development Corporation Limited	24.35	-92.76
31	Foam Mattings (India) Limited	23.76	4.62
32	The Travancore Sugars & Chemicals Limited	14.10	59.42
33	Kerala Shipping & Inland Navigation Corporation Limited	13.70	18.33
34	Meat Products of India Limited	11.72	-40.69
35	Roads & Bridges Development Corporation of Kerala Limited	8.10	36.47
36	Kerala State Poultry Development Corporation Limited	5.75	6.16
37	The Kerala State Development Corporation for SC & ST Limited	4.05	4.12
38	Kerala Hitech Industries Limited	1.39	16.19
39	Kerala Artisans Development Corporation Limited	-1.33	-8.07
40	Kerala School Teachers & Non Teaching Staff Welfare Corporation Limited	-1.33	-9.81
41	Handicrafts Development Corporation of Kerala Limited	-4.19	-132.97
42	Kerala State Mineral Development Corporation Limited	-4.79	-4.45
43	Kerala State Ex-servicemen Development & Rehabilitation Corporation	-10.48	-10.16
44	Kerala State Development Corp. for Christian Converts from SC & RC Limited	-12.88	-13.00
45	Kerala State Horticultural Products Development Corporation Limited	-14.43	-14.39
46	Kerala Livestock Development Board Limited	-15.24	-26.29
47	Kerala State Industrial Products Trading Corporation Limited	-28.39	-24.46
48	The Metal Industries Limited	-28.65	-15.10
49	Keltron Electro Ceramics Limited	-29.02	-5.39
50	Keltron Magnetics Limited	-36.54	-9.88
51	Kerala State Palmyrah Products Dev. & Workers' Welfare Corporation Limited	-41.94	-19.13
52	Bakel Resorts Development Corporation Limited	-42.96	-49.00
53	Kerala Garments Limited	-56.31	-57.64
54	Keltron Resistors Limited	-61.84	-47.27
55	Kerala Small Industries Development Corporation Limited	-65.68	-122.68
56	Steel Complex Limited	-67.66	-180.65
57	Kerala Police Housing and Construction Corporation Limited	-71.02	-31.90
58	The Kerala State Coir Corporation Limited	-85.52	-11.18
59	Kerala State Film Development Corporation Limited	-86.28	-180.11
60	Trivandrum Rubber Works Limited	-87.85	-143.14
61	Kerala State Maritime Development Corporation Limited	-108.15	4.63

62	Kerala Tourism Development Corporation Limited	-117.24	-215.36
63	Kerala State Warehousing Corporation	-121.64	-181.37
64	The Kerala Land Development Corporation Limited	-135.05	-7.80
65	The Kerala Ceramics Limited	-157.66	-70.69
66	Keltron Crystals Limited	-239.03	-161.00
67	Kerala Financial Corporation	-249.00	181.00
68	The Travancore Cements Limited	-265.00	-296.00
69	Malabar Cements Limited	-271.06	175.83
70	Sitaram Textiles Limited	-272.80	-278.45
71	Kerala State Bamboo Corporation Limited	-283.70	-256.82
72	United Electrical Industries Limited	-285.35	-322.16
73	The Kerala State Cashew Development Corporation Limited	-297.16	-1782.30
74	Autokast Limited	-321.71	-381.21
75	Kerala State Textile Corporation Limited	-325.10	-800.38
76	Kerala Electrical & Allied Engineering Company Limited	-357.46	-628.36
77	Keltron Component Complex Limited	-403.68	652.83
78	Kerala State Handloom Development Corporation Limited	-417.89	-685.02
79	Steel Industrials Kerala Limited	-628.43	-685.47
80	Traco Cable Company Limited	-717.68	-795.97
81	The Travancore-Cochin Chemicals Limited	-829.24	90.16
82	Kerala State Construction Corporation Limited	-2168.21	-1946.34
83	Kerala State Electronics Development Corporation Limited	-4619.39	-4946.76
84	Kerala State Housing Board	-4861.20	-5017.78
85	Kerala Water Authority	-7150.00	-7593.00
86	The Kerala State Civil Supplies Corporation Limited	-7616.18	-7844.59
87	Kerala State Road Transport Corporation	-16077.00	-11997.00
88	Astral Watches Limited	-	-24.76
89	Kerala State Wood Industries Limited	INA	-42.05
90	Kerala State Drugs & Pharmaceuticals Limited	-	-746.89
	Total	-22169.48	-20161.36

Note: INA: Information Not Available

ANNEXURE IX

RANKING OF ENTERPRISES IN TERMS OF EMPLOYMENT

Sl. No.	Name of Enterprise	Employment	
		2004-05	2003-04
1	Kerala State Electricity Board	26399	24141
2	Kerala State Road Transport Corporation		23312
22510			3
	The Kerala State Cashew Development Corporation Limited	14203	15940
4	Kerala Water Authority		8739
8739			5
	The Kerala State Financial Enterprises Limited	3619	3476
6	The Plantation Corporation of Kerala Limited		3258
3492			7
	The Kerala State Civil Supplies Corporation Limited	3078	3405
8	Kerala State Beverages (M&M) Corporation Limited		1974
2036			9
	Kerala State Electronics Development Corporation Limited	1493	1521
10	The Kerala Minerals & Metals Limited		1408
1423			11
	Rehabilitation Plantations Limited	1405	1419
12	Travancore Titanium Products Limited		1218
1257			13
	Transformers and Electricals Kerala Limited	1119	1335
14	The State Farming Corporation of Kerala Limited		1119
1139			15
	Malabar Cements Limited	1077	1072
16	Kerala Electrical & Allied Engineering Company Limited		1040
1038			17
	Oil Palm India Limited	913	919
18	Kerala State Textile Corporation Limited		874
918			19
	The Travancore-Cochin Chemicals Limited	813	870
20	Kerala Khadi & Village Industries Board.		746
758			21

Kerala State Housing Board	727	746
22 Kerala Forest Development Corporation Limited	724	23
1043 Kerala Tourism Development Corporation Limited	675	679
24 Traco Cable Company Limited	625	25
668 The Travancore Cements Limited	575	591
26 Kerala Agro Machinery Corporation Limited	565	27
595 Kerala Small Industries Development Corporation Limited	525	503
28 Kerala State Warehousing Corporation	441	29
449 Kerala State Handloom Development Corporation Limited	403	416
30 Kerala Livestock Development Board Limited	373	31
399 Kerala Automobiles Limited	360	370
32 Kerala Financial Corporation	347	33
355 Autokast Limited	342	346
34 Steel Industrials Kerala Limited	316	35
328 Kerala Clays & Ceramic Products Limited	314	332
36 Keltron Component Complex Limited	314	37
320 Kerala State Film Development Corporation Limited	280	294
38 Steel and Industrial Forgings Limited	260	39
262 Sitaram Textiles Limited	260	367
40 Kerala State Bamboo Corporation Limited	249	249
254 Kerala Shipping & Inland Navigation Corporation Limited	249	41
42 Kerala Hitech Industries Limited	236	284
260 The Kerala Ceramics Limited	232	236
44 Steel Complex Limited	221	43
352 Kerala State Drugs & Pharmaceuticals Limited	214	250
46 Kerala State Construction Corporation Limited	214	45
214 The Kerala State Coir Corporation Limited	194	214
48 Kerala State Backward Classes Development Corporation Limited	166	207
163 Trivandrum Rubber Works Limited	163	47
50 Handicrafts Development Corporation of Kerala Limited	163	195
162 Kerala Feeds Limited	161	166
52 Foam Mattings (India) Limited	154	49
53 United Electrical Industries Limited	146	167
54 The Kerala State Development Corporation for SC & ST Limited	146	163
55 Kerala State Horticultural Products Development Corporation Limited	140	51
56 The Kerala Land Development Corporation Limited	128	154
57 Forest Industries (Travancore) Limited	121	171
58 Kerala Police Housing and Construction Corporation Limited	120	130
59 The Kerala Agro Industries Corporation Limited	118	54
60 The Travancore Sugars & Chemicals Limited	118	144
61 Kerala Garments Limited	118	119
62 Kerala Transport Development Finance Corporation Limited	113	266
63 The Pharmaceutical Corporation (IM) Kerala Limited	108	95
64 Meat Products of India Limited	106	124
65 The Metal Industries Limited	97	107
66 Kerala State Industrial Enterprises Limited	94	97
67 Keltron Electro Ceramics Limited	92	93
68 Kerala State Industrial Development Corporation Limited	89	93
69 The Kerala State Handicapped Persons' Welfare Corporation Limited	73	89
70 Keltron Crystals Limited	59	73
71 Kerala State Women's Development Corporation Limited	50	60
72 Keltron Resistors Limited	47	49

73	Kerala Industrial Infrastructure Development Corporation	40	35
74	Kerala State Maritime Development Corporation Limited	32	34
75	Kerala State Poultry Development Corporation Limited	31	31
76	Keltron Magnetics Limited	29	29
77	Roads & Bridges Development Corporation of Kerala Limited	26	32
78	Kerala Artisans Development Corporation Limited	26	26
79	Kerala State Development Corp. for Christian Converts from SC & RC Limited	23	29
80	Overseas Development & Employment Promotion consultants Limited	19	17
81	Bakel Resorts Development Corporation Limited	18	18
82	Kerala State Palmyrah Products Dev. & Workers' Welfare Corporation Limited	17	17
83	Kerala Urban & Rural Development Finance Corporation Limited	16	18
84	Kerala State Industrial Products Trading Corporation Limited	16	18
85	Kerala Power Finance Corporation Limited	11	11
86	Kerala State Ex-servicemen Development & Rehabilitation Corporation	9	9
87	Kerala State Mineral Development Corporation Limited	5	6
88	Kerala School Teachers & Non Teaching Staff Welfare Corporation Limited	4	4
89	Tourist Resorts (Kerala) Limited	2	1
90	Kerala State Wood Industries Limited	-	135
91	Astral Watches Limited	-	88
92	Kerala State Rural Development Board	-	32
Total		111249	112346

ANNEXURE X

SECTORWISE EMPLOYMENT & INVESTMENT DISTRIBUTION AND INVESTMENT PER EMPLOYEE

(Amount in Rs. lakhs)

Sl. No.	Sector	Employment	% of Total Employment	Investment	% of Total Investment	Investment per Employee
1	Development & Infrastructural	6544	5.88	414368.73	21.95	63.32
2	Ceramics & Refractories	546	0.49	1892.74	0.10	3.47
3	Chemical Industries	5418	4.87	16284.06	0.86	3.01
4	Electrical Equipment	2930	2.63	22656.41	1.20	7.73
5	Electronics	2034	1.83	35186.95	1.86	17.30
6	Engineering	2604	2.34	29705.37	1.57	11.41
7	Plantation & Agro Based Units	8629	7.76	12517.78	0.66	1.45
8	Textiles	1252	1.13	9037.50	0.48	7.22
9	Wood Based Industries	121	0.11	303.08	0.02	2.50
10	Traditional Industries	16112	14.48	42770.60	2.27	2.65
11	Trading Units	5068	4.56	67744.95	3.59	13.37
12	Welfare Agencies	514	0.46	28677.96	1.52	55.79
13	Public Utilities	59458	53.45	1206305.47	63.91	20.29
14	Others	19	0.02	72.98	0.00	3.84
Total		111249	100.00	1887524.58	100.00	16.97
						(Average)

ANNEXURE XI

LIST OF ENTERPRISES WITH NEGATIVE NET WORTH

(Amount in Rs. lakhs)

Sl. No.	Name of Enterprise	Negative Net Worth	
		2004-05	2003-04
1	Kerala State Road Transport Corporation	128429.00	112785.00
2	The Kerala State Civil Supplies Corporation Limited	52753.53	45431.78

3	Kerala State Electronics Development Corporation Limited	33599.18	29551.01
4	Kerala State Housing Board	31715.62	26854.42
5	The Kerala State Cashew Development Corporation Limited	16517.94	15392.05
6	Autokast Limited	10821.26	10495.83
7	Steel Complex Limited	4590.75	4266.58
8	Sitaram Textiles Limited	3254.13	2981.32
9	Trivandrum Rubber Works Limited	2701.23	2613.1
10	Kerala State Textile Corporation Limited	2468.05	2153.81
11	Kerala State Construction Corporation Limited	2052.95	1815.33
12	Keltron Crystals Limited	1563.30	1324.02
13	The Kerala Ceramics Limited	1269.74	1182.28
14	Kerala State Handloom Development Corporation Limited	1139.05	745.16
15	Steel Industrials Kerala Limited	963.56	336.08
16	Kerala Small Industries Development Corporation Limited	727.04	850.71
17	Transformers and Electricals Kerala Limited	716.42	1461.23
18	Kerala Garments Limited	669.24	612.93
19	Kerala Electrical & Allied Engineering Company Limited	651.74	385.8
20	Traco Cable Company Limited	511.57	Positive
21	Keltron Component Complex Limited	441.40	Positive
22	Keltron Magnetics Limited	431.01	394.46
23	Kerala State Film Development Corporation Limited	428.94	389.41
24	The Travancore Sugars & Chemicals Limited	250.65	264.77
25	Handicrafts Development Corporation of Kerala Limited	169.14	218.28
26	Keltron Resistors Limited	88.37	26.53
27	Kerala School Teachers & Non Teaching Staff Welfare Corporation Limited	81.05	55.2
28	Kerala State Bamboo Corporation Limited	36.32	Positive
29	Astral Watches Limited	-	81.15
30	Kerala State Wood Industries Limited	INA	557.76
31	Kerala State Drugs & Pharmaceuticals Limited	-	5606.61
32	Kerala Hitech Industries Limited	Positive	321.06

Note: INA: Information Not Available

ANNEXURE XII

LIST OF ENTERPRISES WITH CASH LOSS

Sl. No.	Name of Enterprise	Cash Loss (Amount in Rs. lakhs)	
		2004-05	2003-04
1	Kerala State Road Transport Corporation	12577.00	8647.00
2	The Kerala State Civil Supplies Corporation Limited	7464.18	7714.10
3	Kerala State Housing Board	4840.67	5000.47
4	Kerala Water Authority	4152.00	4695.00
5	Kerala State Electronics Development Corporation Limited	3966.15	4480.88
6	Kerala State Construction Corporation Limited	2164.89	1942.44
7	Traco Cable Company Limited	651.68	720.86
8	Steel Industrials Kerala Limited	611.48	668.40
9	Kerala State Handloom Development Corporation Limited	405.79	672.28
10	Keltron Component Complex Limited	358.62	0.00
11	The Kerala State Cashew Development Corporation Limited	297.16	1782.30
12	Autokast Limited	287.85	344.25
13	United Electrical Industries Limited	280.28	317.13
14	Sitaram Textiles Limited	268.61	274.13
15	Kerala State Bamboo Corporation Limited	265.70	238.82
16	The Travancore Cements Limited	250.00	277.00
17	Kerala Electrical & Allied Engineering Company Limited	247.98	494.61
18	Keltron Crystals Limited	223.03	144.53
19	Kerala State Textile Corporation Limited	202.70	667.50
20	Kerala Financial Corporation	202.00	0.00
21	The Kerala Ceramics Limited	151.30	63.25
22	The Kerala Land Development Corporation Limited	131.78	5.04
23	Kerala State Warehousing Corporation	90.77	150.88
24	Trivandrum Rubber Works Limited	83.53	138.82
25	The Kerala State Coir Corporation Limited	77.29	2.96
26	Kerala State Maritime Development Corporation Limited	70.53	0.00
27	Kerala Police Housing and Construction Corporation Limited	62.66	28.12
28	Steel Complex Limited	59.45	172.66

29	Keltron Resistors Limited	56.36	41.43
30	Kerala Small Industries Development Corporation Limited	56.28	113.30
31	Kerala Garments Limited	53.82	54.74
32	Kerala State Palmyrah Products Dev. & Workers' Welfare Corporation Limited	37.11	13.55
33	Keltron Magnetics Limited	36.20	9.45
34	Bakel Resorts Development Corporation Limited	35.73	40.00
35	The Metal Industries Limited	26.91	13.07
36	Kerala State Industrial Products Trading Corporation Limited	26.71	22.06
37	Keltron Electro Ceramics Limited	21.88	0.00
38	Kerala State Ex-servicemen Development & Rehabilitation Corporation	10.12	9.69
39	Kerala State Development Corp. for Christian Converts from SC & RC Limited	9.44	12.93
40	Kerala State Mineral Development Corporation Limited	2.65	4.08
41	Kerala State Horticultural Products Development Corporation Limited	1.97	0.00
42	Kerala School Teachers & Non Teaching Staff Welfare Corporation Limited	1.31	9.79
43	Handicrafts Development Corporation of Kerala Limited	0.24	128.44
44	Kerala State Drugs & Pharmaceuticals Limited	-	726.43
45	Kerala State Film Development Corporation Limited	-	87.11
46	Kerala Forest Development Corporation Limited	-	49.61
47	Kerala State Wood Industries Limited	-	39.22
48	Meat Products of India Limited	-	31.48
49	Astral Watches Limited	-	23.56
50	Kerala Artisans Development Corporation Limited	-	6.23
	Total	40821.81	41079.60

ANNEXURE XIII

LIST OF ENTERPRISES WITH ACCUMULATED LOSS

(Amount in Rs. lakhs)

Sl. No.	Name of Enterprise	Accumulated Loss	
		2004-05	2003-04
1	Kerala State Road Transport Corporation	142067.00	125990.00
2	Kerala Water Authority	115953.00	108803.00
3	The Kerala State Civil Supplies Corporation Limited	53609.53	46287.78
4	Kerala State Electronics Development Corporation Limited	44255.95	39636.56
5	The Kerala State Cashew Development Corporation Limited	34761.64	33635.75
6	Kerala State Housing Board	31758.90	26897.70
7	Autokast Limited	12733.26	12407.83
8	Kerala Electrical & Allied Engineering Company Limited	7163.99	6806.53
9	Kerala Financial Corporation	7083.00	6834.00
10	Steel Complex Limited	5027.03	4959.36
11	Transformers and Electricals Kerala Limited	5013.38	5758.19
12	The Kerala Land Development Corporation Limited	4747.73	4612.68
13	Steel Industrials Kerala Limited	4673.99	4045.57
14	Kerala State Textile Corporation Limited	4564.99	4239.90
15	Sitaram Textiles Limited	3849.14	3576.33
16	Kerala Small Industries Development Corporation Limited	3182.63	3116.94
17	Trivandrum Rubber Works Limited	3111.54	3023.41
18	Traco Cable Company Limited	3052.79	2335.11
19	Kerala State Handloom Development Corporation Limited	2503.53	2085.64
20	The Kerala Ceramics Limited	2490.62	2332.96
21	Kerala State Film Development Corporation Limited	2260.63	2174.35
22	Kerala State Construction Corporation Limited	2168.21	1946.34
23	Keltron Crystals Limited	1702.87	1463.84
24	Kerala Hitech Industries Limited	1616.83	1618.23
25	The Travancore-Cochin Chemicals Limited	1384.53	555.28
26	The Kerala State Coir Corporation Limited	1008.19	904.75
27	Kerala Tourism Development Corporation Limited	948.63	831.39
28	Kerala State Industrial Development Corporation Limited	916.00	1674.57
29	Handicrafts Development Corporation of Kerala Limited	777.16	772.98
30	Kerala State Bamboo Corporation Limited	729.76	430.39
31	Kerala Garments Limited	717.24	660.93
32	Keltron Component Complex Limited	706.13	232.17
33	The Plantation Corporation of Kerala Limited	677.46	1512.62
34	Meat Products of India Limited	662.68	674.40
35	Kerala State Maritime Development Corporation Limited	636.20	297.18
36	The Kerala Agro Industries Corporation Limited	562.48	628.91
37	The Travancore Sugars & Chemicals Limited	530.95	545.05

38	The Travancore Cements Limited	480.00	216.00
39	Keltron Magnetics Limited	458.01	421.47
40	Kerala State Warehousing Corporation	399.18	277.53
41	Kerala State Poultry Development Corporation Limited	353.97	359.72
42	Kerala State Horticultural Products Development Corporation Limited	301.43	287.20
43	Kerala State Development Corp. for Christian Converts from SC & RC Limited	289.53	284.16
44	Kerala Industrial Infrastructure Development Corporation	267.16	299.70
45	Keltron Resistors Limited	248.18	186.34
46	The Metal Industries Limited	227.37	198.72
47	Kerala Artisans Development Corporation Limited	213.39	212.08
48	Keltron Electro Ceramics Limited	186.98	157.96
49	United Electrical Industries Limited	116.39	-
50	Bakel Resorts Development Corporation Limited	53.14	23.00
51	Kerala State Palmyrah Products Dev. & Workers' Welfare Corporation Limited	41.95	19.13
52	Kerala Livestock Development Board Limited	32.38	64.87
53	Kerala State Ex-servicemen Development & Rehabilitation Corporation	24.76	14.28
54	Steel and Industrial Forgings Limited	-	64.00
55	Kerala Feeds Limited	-	39.70
56	Kerala Automobiles Limited	-	8.37
Total		513303.41	466805.19

ANNEXURE XIV

LIST OF ENTERPRISES WHICH HAVE DECLARED DIVIDEND

(Amount in Rs. lakhs)

Sl. No.	Name of Enterprise	Dividend	
		2004-05	2003-04
1	The Kerala Minerals & Metals Limited	618.65	618.65
2	The Kerala State Financial Enterprises Limited	200.00	200.00
3	Oil Palm India Limited	117.87	117.87
4	Tourist Resorts (Kerala) Limited	69.34	-
5	Kerala Feeds Limited	68.51	-
6	Rehabilitation Plantations Limited	67.85	67.85
7	Travancore Titanium Products Limited	53.02	53.02
8	Kerala Power Finance Corporation Limited	49.31	56.69
9	Kerala Agro Machinery Corporation Limited	48.44	48.44
10	Kerala State Industrial Enterprises Limited	30.00	27.60
11	Kerala Clays & Ceramic Products Limited	19.77	15.82
12	Overseas Development & Employment Promotion Consultants Limited	10.52	-
13	Kerala Urban & Rural Development Finance Corporation Limited	4.80	4.80
14	Kerala Transport Development Finance Corporation Limited	-	48.59
Total		1358.08	1259.33

ANNEXURE XV

LIST OF ENTERPRISES WHICH HAVE SPENT ON EMPLOYEE DEVELOPMENT

(Amount in Rs. lakhs)

Employee Development			
Sl. No.	Name of Enterprise	Budget Provision	Actually spent
1	Kerala Feeds Limited	18.00	16.28
2	Kerala Water Authority	20.00	12.82
3	The Kerala Minerals & Metals Limited	34.00	11.99
4	The Kerala State Financial Enterprises Limited	49.00	8.57
5	Kerala Livestock Development Board Limited	10.87	8.00
6	Travancore Titanium Products Limited	4.50	6.41
7	Steel Industrials Kerala Limited	3.20	3.00
8	Kerala State Textile Corporation Limited	7.00	2.94
9	Malabar Cements Limited	1.50	1.96
10	The Plantation Corporation of Kerala Limited	2.00	1.69
11	Kerala Tourism Development Corporation Limited	4.00	1.50
12	The Kerala Agro Industries Corporation Limited	5.00	1.50
13	The Pharmaceutical Corporation (IM) Kerala Limited	2.00	1.45
14	Kerala State Industrial Development Corporation Limited	1.50	1.41
15	The Travancore-Cochin Chemicals Limited	2.00	1.20
16	Kerala Agro Machinery Corporation Limited	1.30	1.07
17	Transformers and Electricals Kerala Limited	1.00	0.69
18	The Kerala State Civil Supplies Corporation Limited	-	0.69
19	The State Farming Corporation of Kerala Limited	0.80	0.68
20	Kerala Financial Corporation	-	0.57
21	Oil Palm India Limited	1.00	0.55
22	Rehabilitation Plantations Limited	2.00	0.55
23	Kerala State Backward Classes Development Corporation Limited	5.00	0.50
24	Kerala Transport Development Finance Corporation Limited	0.50	0.44
25	Steel and Industrial Forgings Limited	0.43	0.43
26	Kerala State Warehousing Corporation	0.40	0.36
27	Kerala State Industrial Enterprises Limited	1.00	0.35
28	Kerala Shipping & Inland Navigation Corporation Limited	1.00	0.35
29	Kerala Automobiles Limited	1.00	0.20
30	Traco Cable Company Limited	0.18	0.17
31	Kerala State Beverages (M&M) Corporation Limited	0.69	0.12
32	The Kerala State Cashew Development Corporation Limited	-	0.10
33	Kerala State Horticultural Products Development Corporation Limited	-	0.08
34	Kerala Forest Development Corporation Limited	0.50	0.06
35	Kerala State Film Development Corporation Limited	0.20	0.04
36	Kerala Power Finance Corporation Limited	1.00	0.04
37	Handicrafts Development Corporation of Kerala Limited	0.35	0.04
38	Kerala State Bamboo Corporation Limited	0.18	0.03
39	Kerala Electrical & Allied Engineering Company Limited	1.70	0.02
40	Autokast Limited	0.50	0.01
41	Bakel Resorts Development Corporation Limited	0.20	0.01
42	Kerala State Electricity Board	50.00	-
43	Foam Mattings (India) Limited	0.04	-
Total		235.54	88.86

ANNEXURE XVII

LIST OF ENTERPRISES WHICH HAVE PAID GUARANTEE COMMISSION DURING 2004-05

(Rs.in Lakhs)

Sl. No.	Name of Enterprises	Guarantee Commission		
		Opening Balance as on 01/04/2004	Payment made during 2004-05	Closing Balance as on 31/03/2005

1	Handicrafts Development Corporation of Kerala Limited	0.25	0.25	0.14
2	Keltron Crystals Limited	5.72	-	5.72
3	Kerala Artisans Development Corporation Limited	1.99	-	2.19
4	Kerala Electrical & Allied Engineering Company Limited	198.62	-	256.11
5	Kerala Financial Corporation	-	297.94	-
6	Kerala Forest Development Corporation Limited	1.26	1.86	0.62
7	Kerala Garments Limited	0.72	-	0.72
8	Kerala Khadi & Village Industries Board	189.7	-	189.7
9	Kerala Police Housing and Construction Corporation Limited	19.44	-	29.69
10	Kerala Power Finance Corporation Limited	-	715.6	-
11	Kerala Small Industries Development Corporation Limited	0.62	1.31	0.61
12	Kerala State Backward Classes Development Corporation Limited	-1.28	-	92.15
13	Kerala State Construction Corporation Limited	45.48	-	45.48
14	Kerala State Electricity Board	15.52	-	39.94
15	Kerala State Electronics Development Corporation Limited	852.66	-	956.07
16	Kerala State Handloom Development Corporation Limited	5.97	-	5.97
17	Kerala State Housing Board	220.45	-	425.66
18	Kerala State Industrial Development Corporation Limited	-	7.09	-
19	Kerala State Road Transport Corporation	483	-	483
20	Kerala State Textile Corporation Limited	24.75	2.4	23.58
21	Kerala State Warehousing Corporation	-	0.31	-
22	Kerala State Women's Development Corporation Limited	7.92	-	12.67
23	Kerala Transport Development Finance Corporation Limited	95.58	95.58	217.7
24	Kerala Urban & Rural Development Finance Corporation Limited	-	35.96	-
25	Kerala Water Authority	215.78	-	189
26	Meat Products of India Limited	0.6	-	0.75
27	Roads & Bridges Development Corporation of Kerala Limited	104.03	-	165.12
28	Steel and Industrial Forgings Limited	0.68	2.22	3.41
29	Steel Complex Limited	29.39	29.39	8.33
30	Steel Industrials Kerala Limited	50.25	-	50.63
31	The Kerala Agro Industries Corporation Limited	23.02	-	23.79
32	The Kerala Ceramics Limited	21.96	-	23.44
33	The Kerala State Civil Supplies Corporation Limited	271.96	-	271.96
34	The Kerala State Financial Enterprises Limited	-22.49	500.00	97.45
35	The Kerala State Handicapped Persons' Welfare Corporation Limited	2.06	-	4.62
36	The Metal Industries Limited	3.57	3.57	3.53
37	The Plantation Corporation of Kerala Limited	7.31	3.21	7.05
38	The State Farming Corporation of Kerala Limited	-	0.95	-
39	Traco Cable Company Limited	47.08	-	90.58
40	Transformers and Electricals Kerala Limited	122.33	60.95	124.53
41	Trivandrum Spinning Mills Limited	1.41	2.12	0.71
42	United Electrical Industries Limited	156.46	-	156.46
Total		3203.77	1760.71	4009.08

sectoral analyses

SECTOR I: DEVELOPMENT & INFRASTRUCTURAL AGENCIES

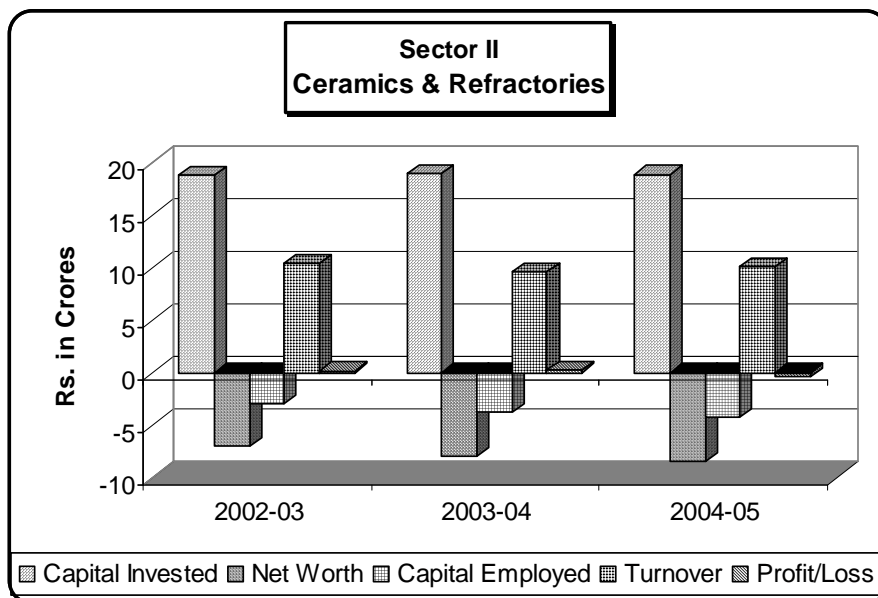
Seventeen enterprises functioning in the field of infrastructure and other developmental activities in the State have been included in this sector. The sector accounts for 21.95 % (Rs.4143.69 crores) of the total capital invested in the State enterprises and provide employment to 6544 persons, which is 5.88% of the total employment in the public sector in the State.

The overall profitability of the sector has increased by 9.65% during the year under review. Nine out of 17 enterprises have registered profits during the year amounting to Rs. 71.51 crores as compared to the total profit of Rs. 65.04 crores in 2003-04. The total net profit for the sector during the year under review is Rs.62.62 crores as against a net profit of Rs.57.11 crores during the previous year. During the year under review, Kerala Industrial Infrastructure Development Corporation has reported profit as against loss during the previous year. While Kerala State Industrial Development Corporation Limited, Kerala State Industrial Enterprises Limited, Kerala State Financial Enterprises Limited and Kerala Transport Development Finance Corporation Limited have earned increased profits, Kerala Urban and Rural Development Finance Corporation Limited, Tourist Resorts Kerala Limited, Kerala Power Finance Corporation Limited and Roads and Bridges Development Corporation of Kerala Limited have registered decreased profits. Kerala Tourism Development Corporation Limited, Kerala Small Industries Development Corporation Limited, Kerala State Film Development Corporation Limited, Kerala State Warehousing Corporation and Bakel Resorts Development Corporation Limited have incurred lesser losses as compared to the previous year. However, The Kerala Land Development Corporation Limited has incurred increased loss, while Kerala Financial Corporation has incurred loss as against profit during the previous year. Audit of accounts is in arrears in 11 out of the 17 enterprises.

SECTOR AT A GLANCE 2004-2005

Sector I: Development & Infrastructural Agencies

No.	Indicators	Unit	2002-03	2003-04	2004-05
1	No. of Units	No.	17	17	17
2	No. of Employees	No.	5942	6373	6544
3	Paid up share capital	Rs.Lakhs	70935.58	76479.51	79348.01
4	Capital Invested	Rs.Lakhs	345867.52	421640.51	414368.73
5	Net Worth	Rs.Lakhs	72923.12	80082.73	87007.51
6	Capital employed	Rs.Lakhs	256725.16	339858.74	346189.74
7	Working Capital	Rs.Lakhs	225580.61	302042.70	300857.66
8	Turnover	Rs.Lakhs	49828.11	58316.70	62436.60
9	Profit(+)/Loss(-)	Rs.Lakhs	4312.39	5710.56	6261.84
10	No. of loss making units	No.	8	8	8
11	Amount of loss	Rs.Lakhs	1683.48	793.48	888.87
12	No. of profit making units	No.	9	9	9
13	Amount of profit	Rs.Lakhs	5995.87	6504.04	7150.71
14	No. of units with cash loss	No.	6	6	6
15	Amount of cash loss	Rs.Lakhs	1269.12	424.45	579.22
16	No. of units with negative net worth	No.	2	2	2
17	No. of units paying dividend	No.	6	5	5
18	Units with audit pending	No.	9	7	11
19	Contribution to exchequer - Central	Rs.Lakhs	-	0.23	0.03
	- State	Rs.Lakhs	231.22	218.61	263.83



SECTOR II: CERAMICS & REFRACTORIES

The Ceramics & Refractories sector is constituted by three enterprises engaged in the manufacture of ceramics and refractory products. This sector provides employment to 546 persons (0.40% of the total employment in the SLPes) and accounts for 0.10% (Rs.18.93 crores) of the total investment.

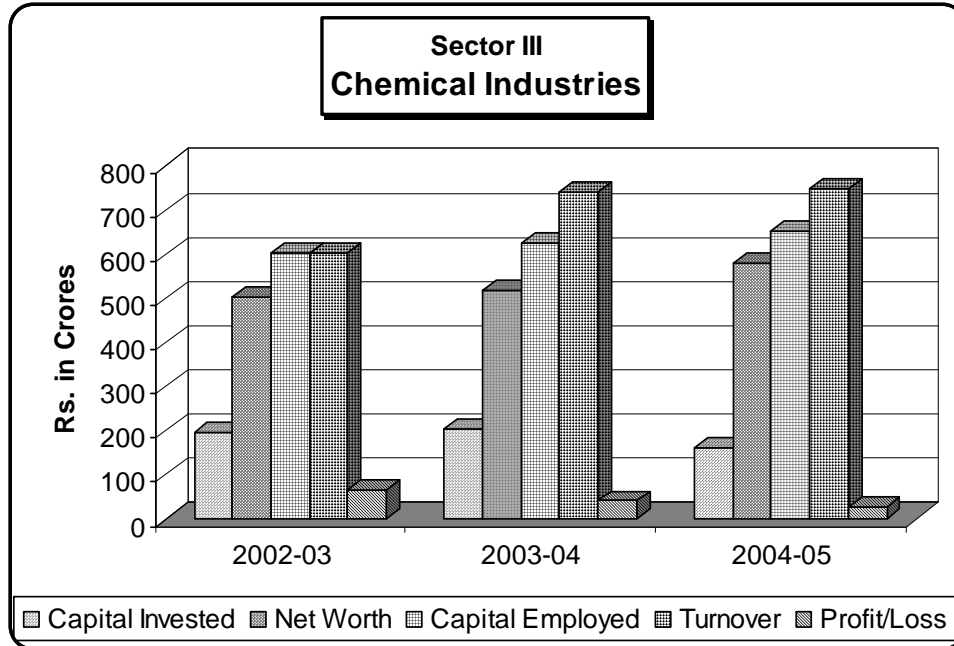
The net position of the sector during the year is a loss of Rs.42.26 lakhs (profit of Rs.20.38 lakhs during the year 2003-04). As in the previous years, Kerala Clays & Ceramics Products Limited (KCCP) has reported profits during the year under review. The profit earned by KCCP has increased to Rs.115.40 lakhs as against Rs.91.07 lakhs during the previous year. The Kerala Ceramics Limited (TKCL) has incurred increased loss (Rs.157.66 lakhs against Rs.70.69 lakhs in 2003-04). The audit of accounts is pending in The Kerala Ceramics Limited.

Kerala Construction Components Limited, the third enterprise in this sector, has been closed with effect from September 2, 2003 and liquidation is in progress. The porcelain division of TKCL has also been closed down.

SECTOR AT A GLANCE 2004-2005

Sector II: Ceramics & Refractories

No.	Indicators	Unit	2002-03	2003-04	2004-05
1	No. of Units	No.	3	3	3
2	No. of Employees	No.	718	582	
546	3 Paid up share capital	Rs.Lakhs	1347.50	1347.50	1347.50
1347.50	4 Capital Invested	Rs.Lakhs	1892.74	1892.74	1892.74
1878.35	5 Net Worth	Rs.Lakhs	-703.25	-805.82	-845.29
Rs.Lakhs	6 Capital employed	Rs.Lakhs	-297.45	-379.94	-425.10
7	7 Working Capital	Rs.Lakhs	-572.76	-395.84	-522.03
-572.76	8 Turnover	Rs.Lakhs	956.32	1036.32	1036.32
956.32	9 Profit(+)/Loss(-)	Rs.Lakhs	20.38	-42.26	10 No. of loss making
17.55	10 No. of loss making units	No.	1	1	11
	11 Amount of loss	Rs.Lakhs	68.50	70.69	157.66
12	12 No. of profit making units	No.		1	1
1	13 Amount of profit	Rs.Lakhs	91.07	86.05	86.05
91.07	14 No. of units with cash loss	No.			
	15 Amount of cash loss	Rs.Lakhs	58.06	63.25	151.30
1	16 No. of units with negative net worth	No.	1	1	1
17	17 No. of units paying dividend	No.			1
1	18 Units with audit pending	No.			
2	19 Contribution to exchequer - Central	Rs.Lakhs	34.41	38.66	41.32
	- State	Rs.Lakhs	10.84	13.76	14.31
20	20 Units closed	No.	-	1	1



SECTOR III: CHEMICAL INDUSTRIES

Eleven enterprises constitute the Chemical Industries sector, which accounts for 4.8% (5418 persons) of the total employment in public enterprises in Kerala. The total capital invested in these enterprises amounts to Rs.162.84 crores, which is 0.80% of the total capital invested in the SLPEs.

The profitability of the sector has come down during the year under review. Three enterprises have registered profits worth Rs.41.69 crores as against the total profit of Rs.51.33 crores registered by five enterprises during 2003-04. The net profit of the sector amounts to Rs.27.47 crores as compared to the net profit of Rs.40.86 crores during the previous year. Four enterprises have registered losses amounting to Rs.13.70 crores during the year under review as against Rs.10.47 crores during the previous year. Travancore Titanium Products Limited and The Pharmaceutical Corporation (IM) Kerala Limited have earned increased profits, while the profit has come down in The Kerala Minerals & Metals Limited. While the losses have come down in the case of The Travancore Cements Limited, Kerala State Mineral Development Corporation Limited, which came into existence in 1992 has reported increased loss. Malabar Cements Limited and The Travancore-Cochin Chemicals Limited, which had reported profits during the previous year have incurred losses during 2004-05. Information on Kerala State Drugs and Pharmaceuticals Limited is not available since provisional figures for 2004-05 is yet to be drawn up. The audit of accounts is pending in two of the 11 enterprises.

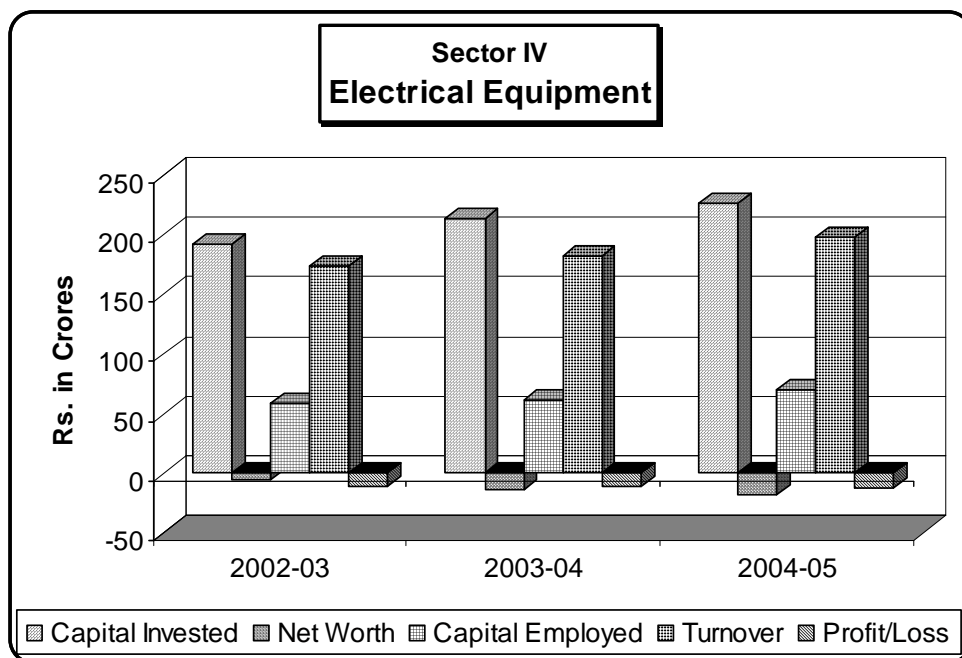
The operations in Kerala State Detergents and Chemicals Limited (KSDC) and Kerala State Salicylates & Chemicals Limited (KSSC) have been formally suspended. However, the divestment processes initiated in these companies have been formally stopped (G.O.(Ms) No. 146/2005/ID, dated 16.11.2005). Kerala Soaps & Oils Limited has remained closed during the year also.

SECTOR AT A GLANCE 2004-2005

Sector III: Chemical Industries

No.	Indicators	Unit	2002-03	2003-04	2004-05
1	No. of Units	No.	11	11	11
2	No. of Employees	No.	6444	5557	5418
3	Paid up share capital	Rs.Lakhs	9352.29	9362.29	8653.35
4	Capital Invested	Rs.Lakhs	19537.59	20572.97	16284.06
5	Net Worth	Rs.Lakhs	50453.67	51843.05	57896.19
6	Capital employed	Rs.Lakhs	60393.47	62808.23	65281.40

7	Working Capital	Rs.Lakhs	40412.74	40672.68	37801.19
8	Turnover	Rs.Lakhs	60429.26	74278.96	74936.11
9	Profit(+)/Loss(-)	Rs.Lakhs	6669.14	4085.80	2746.77
10	No. of loss making units	No.	5	3	4
11	Amount of loss	Rs.Lakhs	2875.28	1047.34	1370.09
12	No. of profit making units	No.	3	5	3
13	Amount of profit	Rs.Lakhs	9544.42	5133.14	4116.86
14	No. of units with cash loss	No.	5	3	2
15	Amount of cash loss	Rs.Lakhs	1927.96	1007.51	252.65
16	No. of units with negative net worth	No.	1	1	-
17	No. of units paying dividend	No.	3	2	2
18	Units with audit pending	No.	6	3	2
19	Contribution to exchequer - Central	Rs.Lakhs	8486.55	10440.33	10590.60
	- State	Rs.Lakhs	2933.16	2677.72	2616.36
20	Units without commercial activity	No.	1	1	-
21	Information not fully available	No.	-	-	1
22	Units inactive	No.	-	-	3



SECTOR IV: ELECTRICAL EQUIPMENT

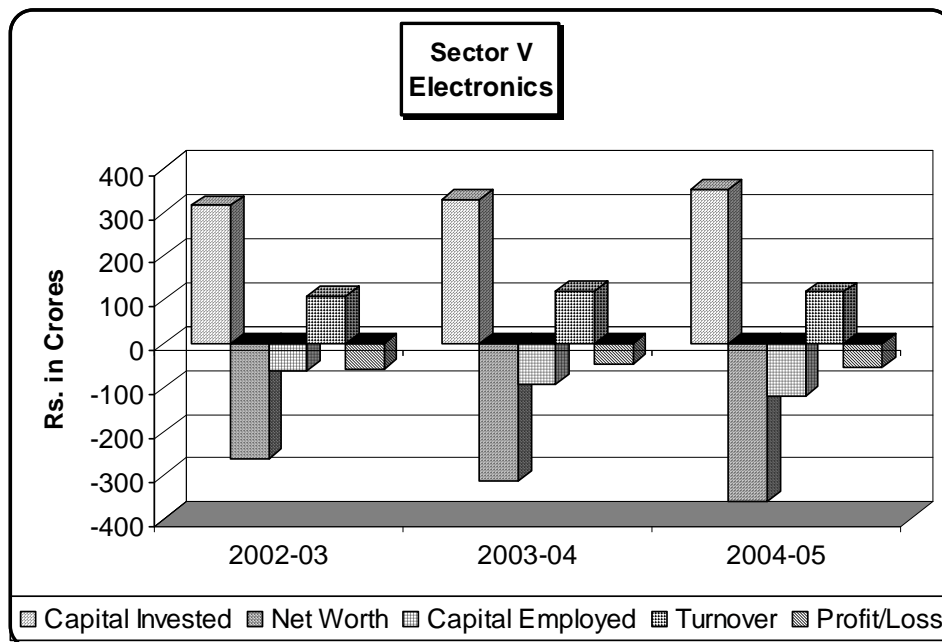
The Electrical Equipment sector consists of five enterprises engaged in the manufacture of electrical products. The sector provides employment to 2930 persons (2.6% of the total employment in State public sector) and accounts for 1.2% (Rs.226.56 crores) of the total capital invested in the public sector in the State.

The net position of the sector is a loss of Rs. 11.61 crores compared to a loss of Rs.10.95 crores in 2003-04. Only one enterprise namely, Transformers and Electricals Kerala Limited, has reported profits during the year under review, but the profits have come down from Rs.6.52 crores during 2003-04 to Rs. 1.99 crores during 2004-05. The losses have come down in Kerala Electrical & Allied Engineering Company Limited, United Electrical Industries Limited and Traco Cable Company Limited. The Metropolitan Engineering Company Limited has remained closed since 15-10-2003. The audit of accounts is pending in three of the five enterprises.

SECTOR AT A GLANCE 2004-2005

Sector IV: Electrical Equipment

No.	Indicators	Unit	2002-03	2003-04	2004-05
1	No. of Units	No.	5	5	5
2	No. of Employees	No.	3753	3375	2930
3	Paid up share capital	Rs.Lakhs	12835.61	13903.48	13903.48
4	Capital Invested	Rs.Lakhs	19241.83	21385.68	22656.41
5	Net Worth	Rs.Lakhs	-564.27	-1342.55	-1793.46
6	Capital employed	Rs.Lakhs	5840.59	6138.29	6958.11
7	Working Capital	Rs.Lakhs	3184.96	3410.13	4059.21
8	Turnover	Rs.Lakhs	17324.37	18194.17	19872.31
9	Profit(+)/Loss(-)	Rs.Lakhs	-1091.43	-1094.61	-1161.23
10	No. of loss making units	No.	3	3	3
11	Amount of loss	Rs.Lakhs	1221.89	1746.49	1360.49
12	No. of profit making units	No.	1	1	1
13	Amount of profit	Rs.Lakhs	130.46	651.88	199.26
14	No. of units with cash loss	No.	3	3	3
15	Amount of cash loss	Rs.Lakhs	989.28	1532.60	1179.94
16	No. of units with negative net worth	No.	2	2	3
17	No. of units paying dividend	No.	-	-	-
18	Units with audit pending	No.	3	4	3
19	Contribution to exchequer - Central	Rs.Lakhs	2700.47	2477.14	2942.44
	- State	Rs.Lakhs	214.30	247.26	360.43
20	Units closed down	No.	-	-	1



SECTOR V: ELECTRONICS

The Electronics sector consists of nine enterprises and accounts for 1.86% of the total capital invested (Rs.351.87 crores) in the SLPEs. It provides employment to 2034 persons, which is 1.83% of the total employment.

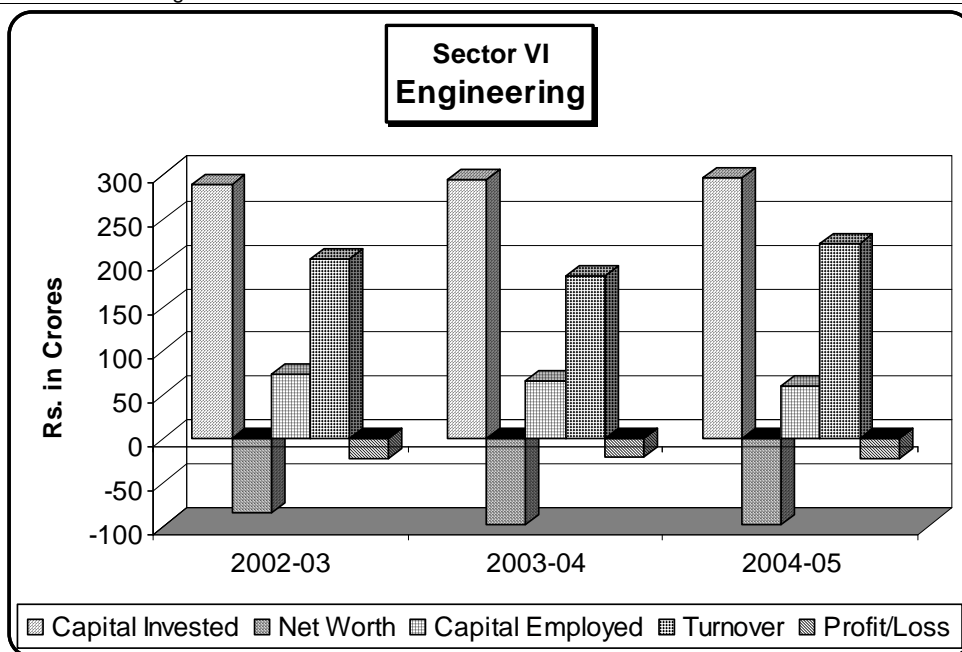
The sector as a whole has reported increased losses during the year under review. Six enterprises have incurred losses, the net position being a loss of Rs.53.90 crores. While Kerala State Electronics Development Corporation Limited could reduce its loss during the year under review, The Keltron Electro Ceramics Limited, Keltron Crystals Limited, Keltron Magnetics Limited and Keltron Resistors Limited have incurred increased losses. Keltron Component Complex Limited, which had earned profit during the previous year, has registered loss during year under review. There has been no activity in Keltron Counters Limited, Keltron Rectifiers Limited and Keltron Power Devices Limited. The audit of accounts is in arrears in Kerala State Electronics Development Corporation Limited.

SECTOR AT A GLANCE 2004-2005

Sector V: Electronics

No.	Indicators	Unit	2002-03	2003-04	2004-05
1	No. of Units	No.	9	9	9
2	No. of Employees	No.	2362	2070	2034
3	Paid up share capital	Rs.Lakhs	11215.97	11215.57	11215.57
4	Capital Invested	Rs.Lakhs	31448.68	32922.03	35186.95
5	Net Worth	Rs.Lakhs	-26297.45	-31103.14	-35991.96
6	Capital employed	Rs.Lakhs	-6064.74	-9396.68	-12020.58
7	Working Capital	Rs.Lakhs	-8023.89	-11165.97	-13590.43
8	Turnover	Rs.Lakhs	10707.13	11877.49	11744.46
9	Profit(+)/Loss(-)	Rs.Lakhs	-5805.96	-4517.47	-5389.50
10	No. of loss making units	No.	5	5	6
11	Amount of loss	Rs.Lakhs	5806.41	5170.30	5389.50

12	No. of profit making units	No.	1	1	-
13	Amount of profit	Rs.Lakhs	0.45	652.83	-
14	No. of units with cash loss	No.	5	4	6
15	Amount of cash loss	Rs.Lakhs	5184.65	4676.29	4662.24
16	No. of units with negative net worth	No.	4	4	5
17	No. of units paying dividend	No.	-	-	-
18	Units with audit pending	No.	5	2	1
19	Contribution to exchequer - Central	Rs.Lakhs	932.56	1125.59	870.00
	- State	Rs.Lakhs	98.25	147.45	139.10
20	Units inactive/being closed down	No.	1	1	3



SECTOR VI: ENGINEERING

The eleven enterprises in the Engineering sector accounts for 1.57% of the total capital invested (Rs.297.05 crores) in State public enterprises and provide employment to 2604 persons (2.34% of total employment).

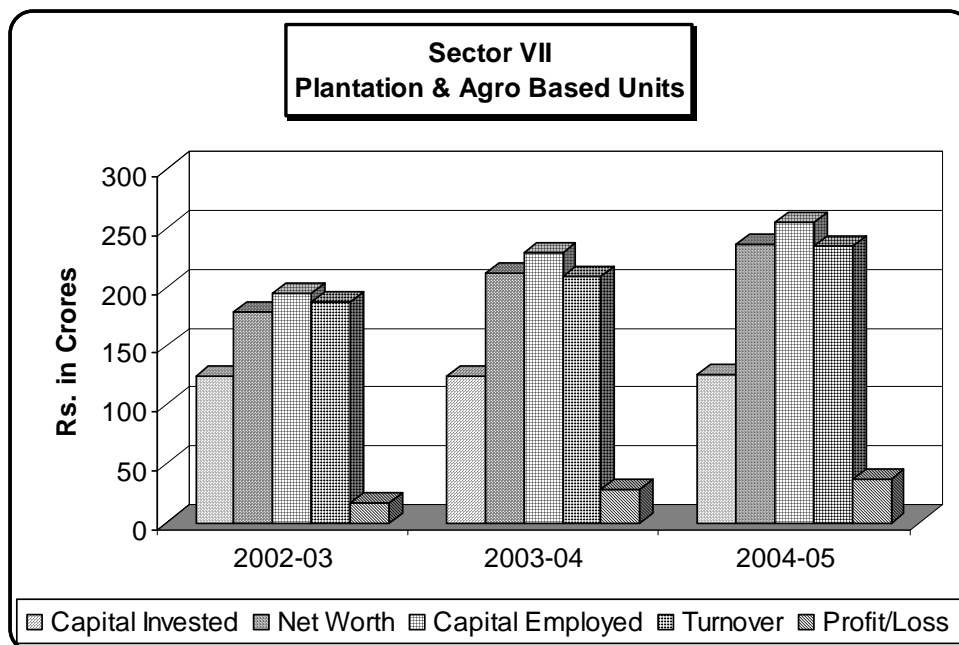
During year under review, four enterprises registered profits as in the previous year. The net loss of the sector has increased from Rs.21.31 crores during 2003-04 to Rs.22.98 crores during 2004-05. While Steel & Industrial Forgings Limited has reported increased profit, Kerala Agro Machinery Corporation Limited, Kerala Automobiles Limited and Kerala Hitech Industries Limited have earned decreased profits. Steel Complex Limited, Steel Industrials Kerala Limited and Autokast Limited have reported reduced losses, while The Metal Industries Limited and Kerala State Construction Corporation Limited have reported increased losses. Scooters Kerala Limited had only limited activities during the year. The Metropolitan Engineering Company and Astral Watches Limited remained closed during the year. Audit of accounts is in arrears in two of the eleven enterprises.

SECTOR AT A GLANCE 2004-2005

Sector VI: Engineering

No.	Indicators	Unit	2002-03	2003-04	2004-05
-----	------------	------	---------	---------	---------

1	No. of Units	No.	11	11	11
2	No. of Employees	No.	3126	2912	2604
3	Paid up share capital	Rs.Lakhs	10066.61	10066.61	10768.58
4	Capital Invested	Rs.Lakhs	28902.82	29408.67	29705.37
5	Net Worth	Rs.Lakhs	-8496.37	-9714.61	-9775.81
6	Capital employed	Rs.Lakhs	7226.28	6513.89	6047.42
7	Working Capital	Rs.Lakhs	2287.31	1922.74	1809.17
8	Turnover	Rs.Lakhs	20339.62	18489.66	22065.99
9	Profit(+)/Loss(-)	Rs.Lakhs	-2276.77	-2130.50	-2298.34
10	No. of loss making units	No.	7	6	5
11	Amount of loss	Rs.Lakhs	3627.26	3233.53	3214.66
12	No. of profit making units	No.	3	4	4
13	Amount of profit	Rs.Lakhs	1350.49	1103.03	916.32
14	No. of units with cash loss	No.	6	6	5
15	Amount of cash loss	Rs.Lakhs	3481.28	3164.38	3150.58
16	No. of units with negative net worth	No.	5	6	4
17	No. of units paying dividend	No.	1	1	1
18	Units with audit pending	No.	4	5	2
19	Contribution to exchequer - Central	Rs.Lakhs	1250.76	1099.08	1346.45
	- State	Rs.Lakhs	123.84	66.38	66.77
20	Units closed down	No	-	-	2



SECTOR VII: PLANTATION & AGRO BASED UNITS

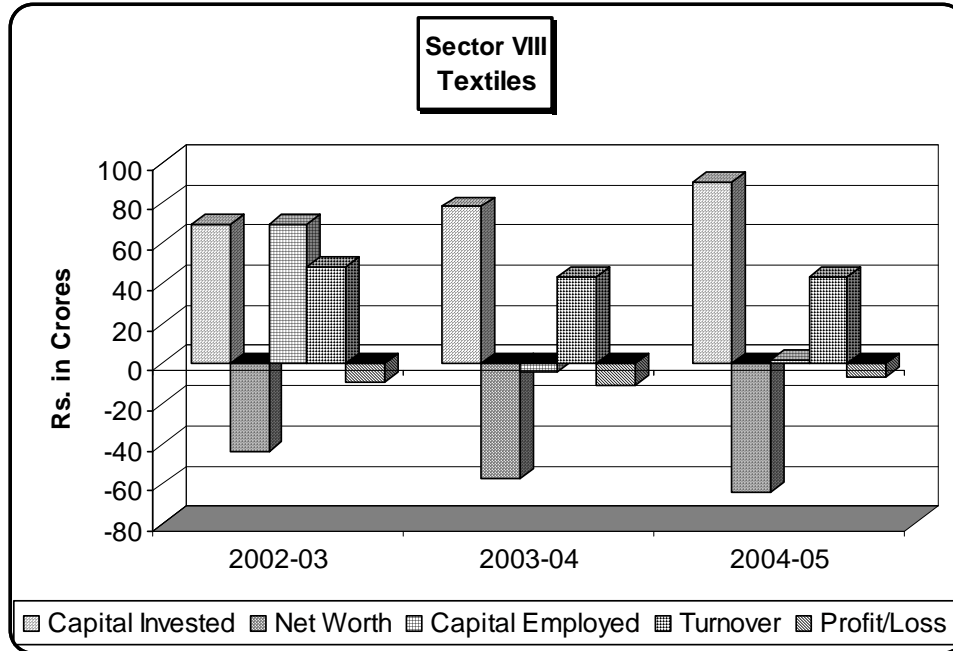
The Plantation and Agro Based Units sector consists of 14 enterprises, which together accounts for 0.66% (Rs.125.18 crores) of the total capital invested and employs 8629 persons (7.76% of the total employment in the SLPEs).

The profitability of the operation of the enterprises in the sector as a whole has improved significantly during the year. The net position for the year is a profit of Rs. 36.68 crores as against a profit of Rs.28.43 crores in 2003-04. The number of profit making enterprises has increased to ten from eight units during the previous year and four of them have reported increased profits. These include The Kerala Agro Industries Corporation Limited, The Plantation Corporation of Kerala Limited, The State farming Corporation of Kerala Limited and Kerala Feeds Limited. Also, Kerala Forest Development Corporation Limited and Meat Products of India Limited have turned around and reported profits during the year 2004-05. While Oil Palm India Limited, Rehabilitation Plantations Limited, Travancore Sugars and Chemicals Limited and Kerala State Poultry Development Corporation Limited have reported decreased profits, Kerala Livestock Development Board Limited and Trivandrum Rubber Works Limited have reported decreased losses. Kerala State Coconut Development Corporation Limited has been closed since June 1999. The audit of accounts is in arrears in nine of the 14 enterprises.

SECTOR AT A GLANCE 2004-2005

Sector VII : Plantation & Agro Based Units

No.	Indicators	Unit	2002-03	2003-04	2004-05
1	No. of Units	No.	14	14	14
2	No. of Employees	No.	10114	9283	8629
3	Paid up share capital	Rs.Lakhs	8970.91	8975.91	8980.91
4	Capital Invested	Rs.Lakhs	12368.69	12446.70	12517.78
5	Net Worth	Rs.Lakhs	17814.47	21159.94	23663.33
6	Capital employed	Rs.Lakhs	19411.22	22872.52	25441.99
7	Working Capital	Rs.Lakhs	2636.31	5837.77	8339.47
8	Turnover	Rs.Lakhs	18700.41	20863.34	23412.84
9	Profit(+)/Loss(-)	Rs.Lakhs	1607.02	2842.89	3667.86
10	No. of loss making units	No.	6	5	3
11	Amount of loss	Rs.Lakhs	379.76	317.27	117.52
12	No. of profit making units	No.	7	8	10
13	Amount of profit	Rs.Lakhs	1986.78	3160.16	3785.38
14	No. of units with cash loss	No.	5	3	2
15	Amount of cash loss	Rs.Lakhs	328.64	219.91	85.50
16	No. of units with negative net worth	No.	2	2	2
17	No. of units paying dividend	No.	2	2	3
18	Units with audit pending	No.	9	10	9
19	Contribution to exchequer - Central	Rs.Lakhs	270.70	318.98	323.58
	- State	Rs.Lakhs	856.29	683.75	681.64
20	Units inactive	No.	1	1	1

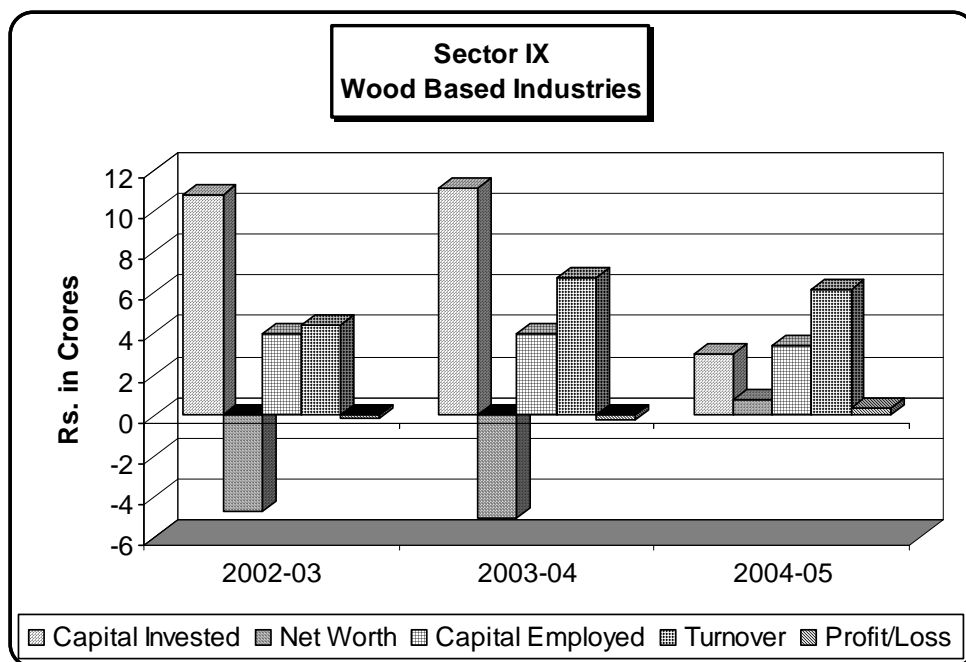


SECTOR AT A GLANCE 2004-2005

Sector VIII: Textiles

No.	Indicators	Unit	2002-03	2003-04	2004-05
1	No. of Units	No.	4	4	4
2	No. of Employees	No.	1856	1551	1252
3	Paid up share capital	Rs.Lakhs	2505.19	2505.19	2505.19
4	Capital Invested	Rs.Lakhs	6922.91	7798.11	9037.50
5	Net Worth	Rs.Lakhs	-4408.53	-5748.06	-6391.42
6	Capital employed	Rs.Lakhs	6922.91	-455.71	140.32
7	Working Capital	Rs.Lakhs	-1119.83	-1467.92	-786.50
8	Turnover	Rs.Lakhs	4761.42	4328.85	4324.90
9	Profit(+)/Loss(-)	Rs.Lakhs	-933.59	-1136.47	-654.21
10	No. of loss making units	No.	3	3	3
11	Amount of loss	Rs.Lakhs	933.59	1136.47	654.21
12	No. of profit making units	No.	-	-	-
13	Amount of profit	Rs.Lakhs	-	-	-
14	No. of units with cash loss	No.	3	3	3
15	Amount of cash loss	Rs.Lakhs	784.84	996.37	525.13
16	No. of units with negative net worth	No.	3	3	3
17	No. of units paying dividend	No.	-	-	-
18	Units with audit pending	No.	3	2	1
19	Contribution to exchequer - Central	Rs.Lakhs	394.56	345.02	103.06

	- State	Rs.Lakhs	174.03	127.47	135.52
20	Units closed down	No.	-	1	1



SECTOR IX: WOOD BASED INDUSTRIES

Three enterprises engaged in the manufacture of wood based articles constitute this sector. These enterprises together employ 121 persons (0.11% of total employment in SLPEs) and account for 0.02% (Rs.3.03 crores) of the total capital invested.

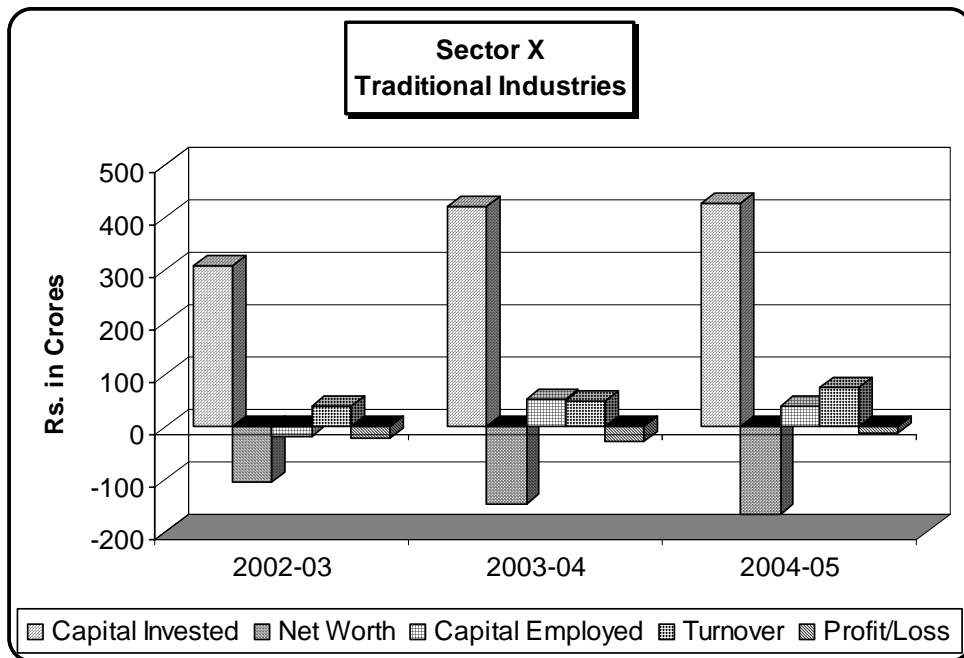
The net position of the sector has changed to a profit of Rs. 0.32 crores during 2004-05 as against a loss of Rs.0.21 crores during the previous year. Forest Industries (Travancore) Limited has continued to register increased profit during the year under review also. Information is not available from Kerala State Wood Industries Limited. The third enterprise in the sector namely, Travancore Plywood Industries Limited has remained closed. The audit of accounts is in arrears in Forest Industries (Travancore) Limited.

SECTOR AT A GLANCE 2004-2005

Sector IX: Wood Based Industries

No.	Indicators	Unit	2002-03	2003-04	2004-05
1	No. of Units	No.	3	3	3
2	No. of Employees	No.	568	265	121
3	Paid up share capital	Rs.Lakhs	207.71	207.71	37.71
4	Capital Invested	Rs.Lakhs	1081.84	1108.99	303.08
5	Net Worth	Rs.Lakhs	-475.31	-503.97	75.83
6	Capital employed	Rs.Lakhs	398.77	397.26	341.15
7	Working Capital	Rs.Lakhs	291.07	288.14	315.45
8	Turnover	Rs.Lakhs	443.78	671.79	615.48
9	Profit(+)/Loss(-)	Rs.Lakhs	-18.30	-20.67	32.17

10	No. of loss making units	No.	1	1	-
11	Amount of loss	Rs.Lakhs	24.66	42.05	-
12	No. of profit making units	No.	1	1	1
13	Amount of profit	Rs.Lakhs	6.36	21.38	32.17
14	No. of units with cash loss	No.	-	1	1
15	Amount of cash loss	Rs.Lakhs	15.86	39.22	0.00
16	No. of units with negative net worth	No.	1	1	-
17	No. of units paying dividend	No.	-	-	-
18	Units with audit pending	No.	3	2	1
19	Contribution to exchequer - Central	Rs.Lakhs	26.40	49.17	57.32
	- State	Rs.Lakhs	15.71	36.80	31.69
20	Units inactive	No.	1	1	-
21	Units being closed down	No.	-	-	1
22	Information not available	No.	-	-	1



SECTOR X: TRADITIONAL INDUSTRIES

Seven enterprises in the field of traditional industries account for 2.27% (Rs.427.71 crores) of the total investment in SLPEs and provide employment to 16112 persons (14.48% of the total employment in the State enterprises).

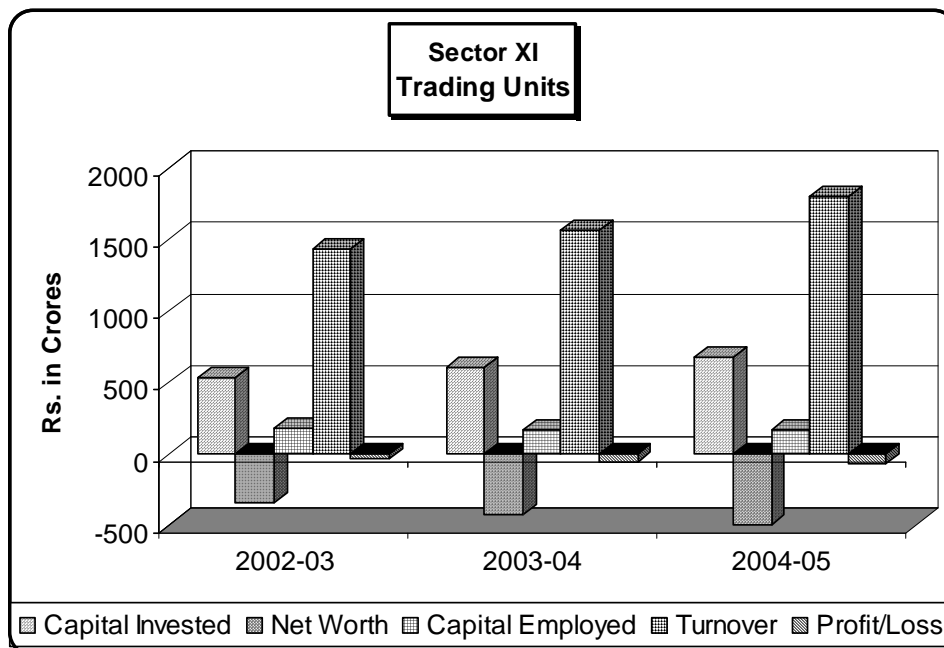
During the year under review, Foam Mattings India Limited has reported increased profit. Though, five other enterprises have continued to incur losses, the net loss of this sector has reduced by 62.82% to Rs. 10.65 crores as compared to a loss of Rs. 28.64 crores during the previous year. Four enterprises namely, Handicrafts Development Corporation of Kerala Limited, Kerala State Bamboo Corporation Limited, Kerala State Handloom Development Corporation Limited and Kerala State Cashew Development Corporation Limited have been able to reduce the losses, while The Kerala State Coir Corporation Limited have incurred increased losses. Complete information in the required format is not available from Khadi & Village Industries Board, as they do not follow the commercial form of accounting.

The audit of accounts is in arrears in all the seven enterprises.

SECTOR AT A GLANCE 2004-2005

Sector X: Traditional Industries

No.	Indicators	Unit	2002-03	2003-04	2004-05
1	No. of Units	No.	7	7	7
2	No. of Employees	No.	19233	17901	16112
3	Paid up share capital	Rs.Lakhs	21797.11	21817.11	21855.11
4	Capital Invested	Rs.Lakhs	30859.00	42057.45	42770.60
5	Net Worth	Rs.Lakhs	-10675.46	-14925.90	-16768.59
6	Capital employed	Rs.Lakhs	-1728.31	5199.77	4032.23
7	Working Capital	Rs.Lakhs	-3617.14	3304.24	2211.75
8	Turnover	Rs.Lakhs	4014.80	4999.32	7538.29
9	Profit(+)/Loss(-)	Rs.Lakhs	-2137.12	-2863.67	-1064.70
10	No. of loss making units	No.	6	5	5
11	Amount of loss	Rs.Lakhs	2137.12	2868.29	1088.46
12	No. of profit making units	No.	-	1	1
13	Amount of profit	Rs.Lakhs	-	4.62	23.76
14	No. of units with cash loss	No.	5	5	5
15	Amount of cash loss	Rs.Lakhs	2093.58	2824.80	1046.18
16	No. of units with negative net worth	No.	3	3	4
17	No. of units paying dividend	No.	-	-	-
18	Units with audit pending	No.	7	7	7
19	Contribution to exchequer - Central	Rs.Lakhs	14.62	29.40	36.66
	- State	Rs.Lakhs	39.86	45.38	40.33
20	Information not available in the required format	No.	1	1	1



SECTOR XI: TRADING UNITS

The Trading Units sector is constituted by three enterprises engaged in trading activities. These enterprises together provide employment to 5068 persons (4.56% of the total employment in State public sector enterprises) and account for 3.59% (Rs.677.45 crores) of the total capital invested.

The profit of Kerala State Beverages (M&M) Corporation Limited has decreased to Rs.10.36 crores during the year under review, the profit was Rs.19.70 crores in 2003-04. While Kerala State Civil Supplies Corporation Limited has reported decreased loss, Kerala State Industrial Products Trading Corporation Limited has incurred increased loss during the year. Consequently, the net loss for the sector has gone up to Rs.66.09 crores as against Rs.58.99 crores during 2003-04.

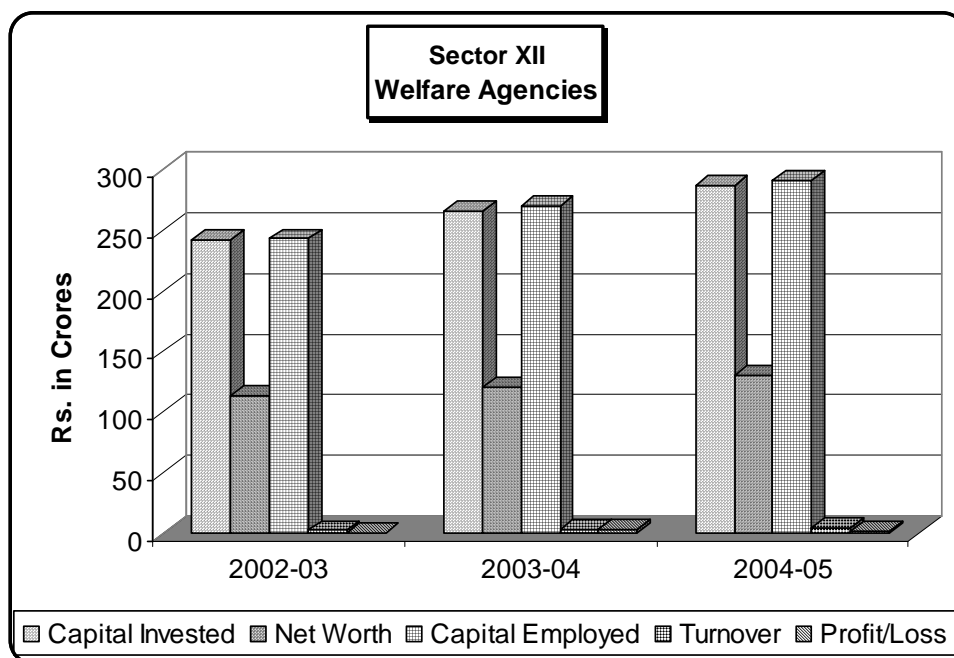
The audit of accounts is pending in two of the three enterprises.

SECTOR AT A GLANCE 2004-2005

Sector XI: Trading Units

No.	Indicators	Unit	2002-03	2003-04	2004-05
1	No. of Units	No.	3	3	3
2	No. of Employees	No.	5459	5459	5068
3	Paid up share capital	Rs.Lakhs	992.90	992.90	992.90
4	Capital Invested	Rs.Lakhs	53772.30	60544.75	67744.95
5	Net Worth	Rs.Lakhs	-34009.54	-42517.33	-49651.74
6	Capital employed	Rs.Lakhs	18729.86	16994.52	17100.31
7	Working Capital	Rs.Lakhs	17567.93	15957.53	15994.39
8	Turnover	Rs.Lakhs	143710.14	156515.09	180655.75
9	Profit(+)/Loss(-)	Rs.Lakhs	-3384.22	-5899.05	-6608.57
10	No. of loss making units	No.	1	2	2
11	Amount of loss	Rs.Lakhs	4855.07	7869.05	7644.57

12	No. of profit making units	No.	2	1	1
13	Amount of profit	Rs.Lakhs	1470.85	1970.00	1036.00
14	No. of units with cash loss	No.	1	2	2
15	Amount of cash loss	Rs.Lakhs	4730.71	7736.16	7490.89
16	No. of units with negative net worth	No.	1	1	1
17	No. of units paying dividend	No.	1	-	-
18	Units with audit pending	No.	2	2	2
19	Contribution to exchequer - Central	Rs.Lakhs	30560.81	32852.00	36544.00
	- State	Rs.Lakhs	99939.00	112584.00	125947.00



SECTOR XII: WELFARE AGENCIES

Nine enterprises operating various welfare schemes for different target groups have been considered in the Welfare Agencies sector. These enterprises together provide employment to 514 persons (0.46% of total employment in the State public sector enterprises) and account for 1.52% (Rs.286.78 crores) of the total capital invested.

Four enterprises in this sector namely, Kerala State Women's Development Corporation Limited, The Kerala State Handicapped Persons' Welfare Corporation Limited, The Kerala State Development Corporation for SC & ST Limited and Kerala State Backward Classes Development Corporation Limited have reported profits during 2004-05, while the other five enterprises in this sector have incurred losses.

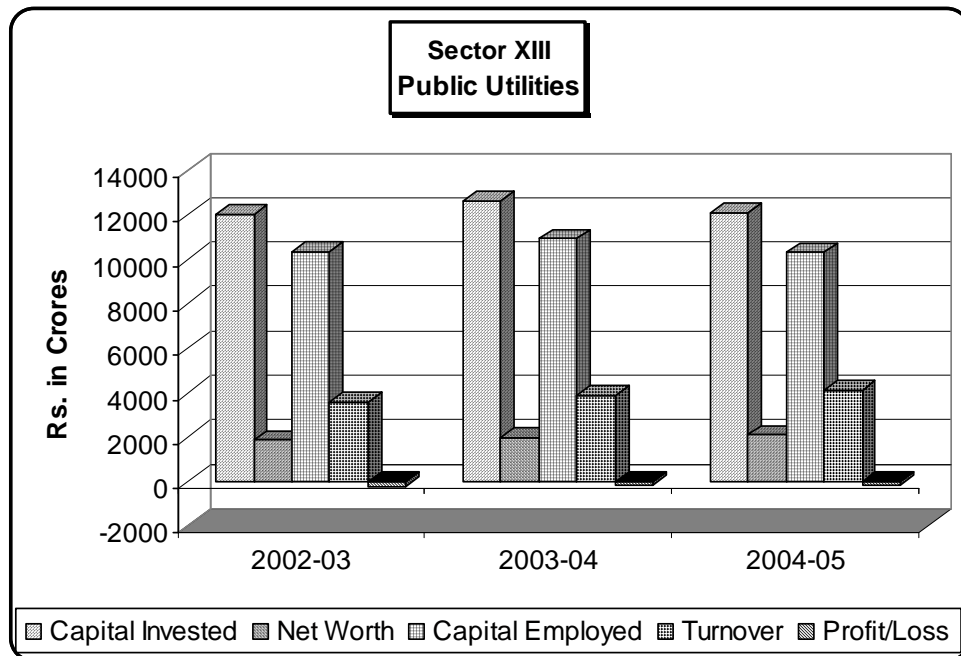
The audit of accounts is in arrears in all enterprises in the sector except Kerala State Ex-Servicemen Development and Rehabilitation Corporation.

SECTOR AT A GLANCE 2004-2005

Sector XII: Welfare Agencies

No.	Indicators	Unit	2002-03	2003-04	2004-05
-----	------------	------	---------	---------	---------

1	No. of Units	No.	8	9	9
2	No. of Employees	No.	502	515	514
3	Paid up share capital	Rs.Lakhs	11223.04	11676.29	12500.03
4	Capital Invested	Rs.Lakhs	24182.40	26590.04	28677.96
5	Net Worth	Rs.Lakhs	11355.60	12073.08	13022.07
6	Capital employed	Rs.Lakhs	24313.71	26985.58	29198.75
7	Working Capital	Rs.Lakhs	23978.01	26688.39	28848.43
8	Turnover	Rs.Lakhs	222.21	325.92	432.46
9	Profit(+)/Loss(-)	Rs.Lakhs	55.57	236.67	122.89
10	No. of loss making units	No.	5	5	5
11	Amount of loss	Rs.Lakhs	70.21	60.17	67.96
12	No. of profit making units	No.	4	4	4
13	Amount of profit	Rs.Lakhs	125.78	296.84	190.85
14	No. of units with cash loss	No.	5	5	4
15	Amount of cash loss	Rs.Lakhs	62.35	52.19	57.98
16	No. of units with negative net worth	No.	1	1	1
17	No. of units paying dividend	No.	-	-	-
18	Units with audit pending	No.	8.	7	8
19	Contribution to exchequer - Central	Rs.Lakhs	-	-	-
	- State	Rs.Lakhs	-	-	-
20	Information not fully available	No.	1	1	-



SECTOR XIII: PUBLIC UTILITIES

Six enterprises providing public utility services have been grouped in this sector. The sector accounts for 63.91% (Rs.12063.06 crores) of the total capital invested in State public sector enterprises and provide employment to 59458 persons (53.45% of the total employment).

The net position of the sector is a loss of Rs.178.33 crores during the year as against the loss of Rs.154.02 crores during the previous year. Two enterprises have earned profits while the other four have reported losses. The profit making enterprises include Kerala State Electricity Board (shown on the ground that subsidy is receivable from the Government) and Kerala Shipping & Inland Navigation Corporation Limited. Kerala State Maritime Development Corporation Limited, which had reported profit during 2003-04, has incurred loss during 2004-05. While Kerala State Road Transport Corporation has incurred increased loss during the year, Kerala Water Authority and Kerala State Housing Board have reported decreased losses.

The audit of accounts is in arrears in five of the six enterprises.

SECTOR AT A GLANCE 2004-2005

Sector XIII: Public Utilities

No.	Indicators	Unit	2002-03	2003-04	2004-05
1	No. of Units	No.	6	6	6
2	No. of Employees	No.	55568	56454	59458
3	Paid up share capital	Rs.Lakhs	351508.95	367015.95	381832.95
4	Capital Invested	Rs.Lakhs	1201993.11	1261914.77	1206305.47
5	Net Worth	Rs.Lakhs	184687.93	197308.05	207987.96
6	Capital employed	Rs.Lakhs	1034022.08	1090856.86	1030207.87
7	Working Capital	Rs.Lakhs	244662.90	244150.00	159767.70
8	Turnover	Rs.Lakhs	354126.08	389188.81	410793.05
9	Profit(+)/Loss(-)	Rs.Lakhs	-27219.98	-15402.33	-17833.26
10	No. of loss making units	No.	4	3	4
11	Amount of loss	Rs.Lakhs	35347.39	24607.78	28196.35
12	No. of profit making units	No.	2	3	2
13	Amount of profit	Rs.Lakhs	8127.41	9205.45	10363.09
14	No. of units with cash loss	No.	4	3	4
15	Amount of cash loss	Rs.Lakhs	29382.82	18342.47	21640.20
16	No. of units with negative net worth	No.	2	2	2
17	No. of units paying dividend	No.	-	-	-
18	Units with audit pending	No.	5	4	5
19	Contribution to exchequer - Central	Rs.Lakhs	4629.00	4950.00	5125.00
	- State	Rs.Lakhs	2.96	11.89	16.67

SECTOR AT A GLANCE 2004-2005

Sector XIV: Others

No.	Indicators	Unit	2002-03	2003-04	2004-05
-----	------------	------	---------	---------	---------

1	No. of units	No.	11	11	11
2	No. of Employees	No.	52	49	19
3	Paid up share capital	Rs.Lakhs	65.79	65.79	65.79
4	Capital Invested	Rs.Lakhs	77.49	78.98	72.98
5	Net Worth	Rs.Lakhs	60.95	65.99	106.47
6	Capital employed	Rs.Lakhs	72.65	79.18	113.66
7	Working Capital	Rs.Lakhs	66.30	74.45	109.78
8	Turnover	Rs.Lakhs	24.16	220.68	265.02
9	Profit(+)/Loss(-)	Rs.Lakhs	3.18	7.11	51.06
10	No. of loss making units	No.	-	-	-
11	Amount of loss	Rs.Lakhs	-	-	-
12	No. of profit making units	No.	1	1	1
13	Amount of profit	Rs.Lakhs	3.18	7.11	51.06
14	No. of units with cash loss	No.	-	-	-
15	Amount of cash loss	Rs.Lakhs	-	-	-
16	No. of units with negative net worth	No.	-	-	-
17	No. of units paying dividend	No.	-	-	1
18	Units with audit pending	No.	-	-	-
19	Contribution to exchequer - Central	Rs.Lakhs	-	-	-
	- State	Rs.Lakhs	-	-	-
20	Complete details not available	No.	1	1	1
21	Units inactive	No.	4	4	4
22	Units under merger/closure	No.	5	5	5

SECTOR XIV: OTHERS

Eleven enterprises have been grouped in the last sector. Five of these are in various stages of merger/closure. Five others have ceased operations and are in the winding up process. The only enterprise that is active is Overseas Development and Employment Promotion Consultants Limited (ODEPC). This enterprise employs 19 persons (0.02% of total employment in the SLPEs). ODEPC has reported significant increase in profits during this year (Rs. 51.06 lakhs as against Rs. 7.11 lakhs during the previous year). Its audit is up to date.

